

Marchio / Brand ZUCCHETTI

Classe / Class WW

## PAN

Z94597

Deviatore 2/3 vie. / 2/3 way diverter.



Deviatore 2/3 vie senza apertura/chiusura acqua, uscite da 1/2".

2/3 way diverter without water on/off function, 1/2" outlets.

R97830

Parte incasso deviatore 2 vie / Built-in part - 2 way diverter













R97835

Parte incasso deviatore 3 vie / Built-in part - 3 way diverter



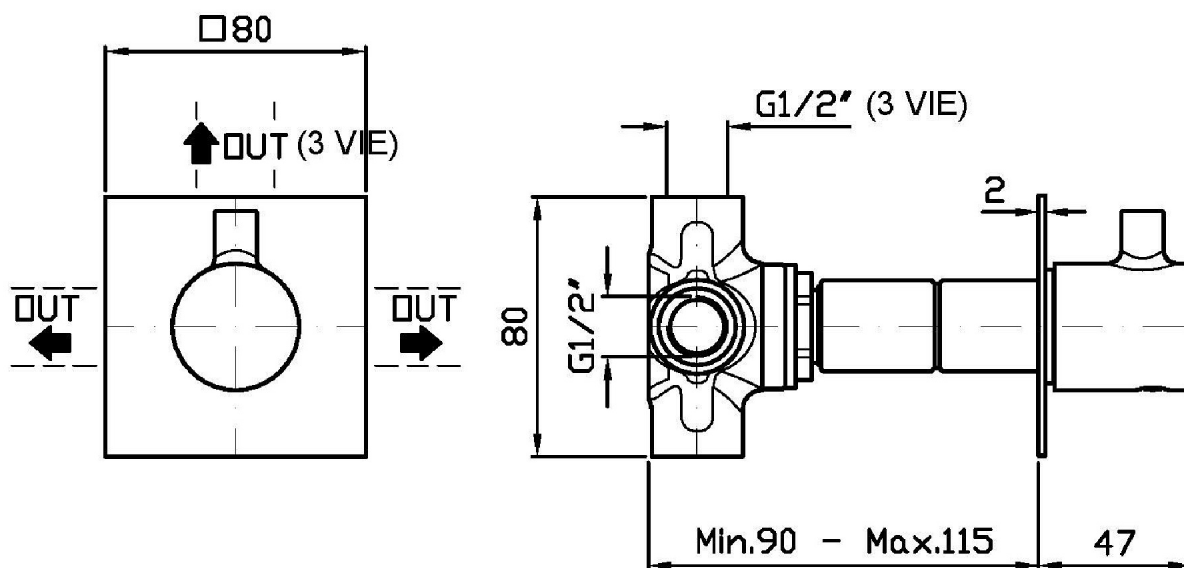
## Finiture / Finishes

						
Cromo / Chrome	Nickel Spazzolato / Brushed Nickel	Nickel Lucido / Polished Nickel	Oro / Gold	Oro spazzolato / Brushed Gold	Metal Black / Metal Black	Metal Black spazzolato / Brushed Metal Black
						
Bianco Opaco Goffrato / Embossed Matt White	Nero Opaco Goffrato / Embossed Matt Black	Nero Soft Touch / Soft Touch Black				

## PAN

Z94597

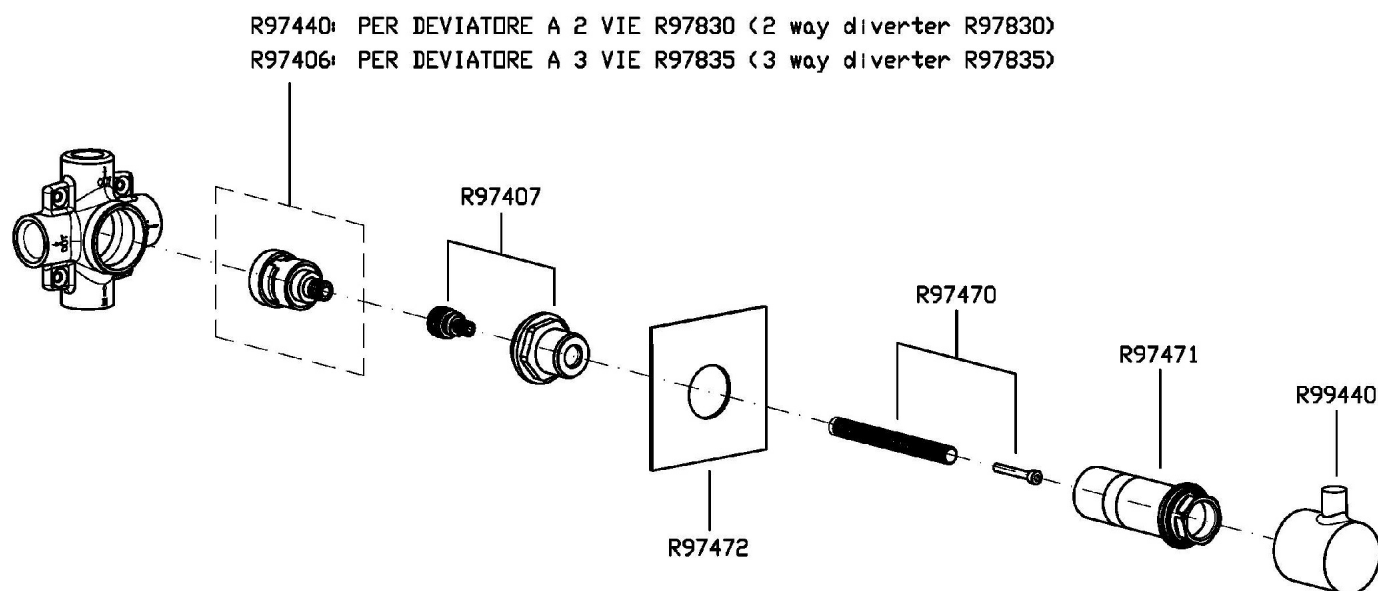
Disegno Complessivo / Overall Drawing



## PAN

Z94597

Esplosi / Exploded

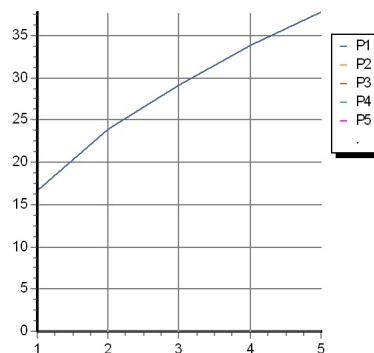


## PAN

Z94597

Portate / Flowrates (lt/min)

PRESSIONE PRESSURE	1 BAR	2 BAR	3 BAR	4 BAR	5 BAR
DEVIATORE <i>P1</i>	16,7	24	29,2	33,8	37,8
<i>P2</i>					
<i>P3</i>					
<i>P4</i>					
<i>P5</i>					



## PAN

Z94597

Pesi e Misure / Weights and Sizes

Peso ( Kg ) Weight ( lb )	0,55 ( Kg )	1,21 ( lb )
Volume test ( dc3 ) - ( in3 )	0,91 ( dc3 )	55,53 ( in3 )
h ( mm ) - ( in )	66,00 ( mm )	2,60 ( in )
L1 ( mm ) - ( in )	111,00 ( mm )	4,37 ( in )
L2 ( mm ) - ( in )	123,00 ( mm )	4,84 ( in )

