

## CLOTHILDE

Clothilde Stand Pipe Waste and Overflow Drain

COWO75



SHOWN IN CLOTHILDE STAND PIPE WASTE AND OVERFLOW DRAIN| COWO75

### TECHNICAL DETAILS

Suggested Application: Bath

### INSPIRATION

Clothilde pedigree is rooted in the high sloping French copper tubs of the 19th century, but the grand scale speaks to a new era of luxuriousness in the bath.

### CODES & STANDARDS

Code # COWO75: Complies with ASME A112.18.2

### PRODUCT FEATURES

Brass material used for all trim and valve component parts.

The manufacturing process includes casting, turning, forging, hand fitting and hand polishing

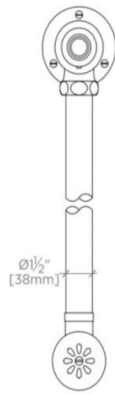


# WATERWORKS

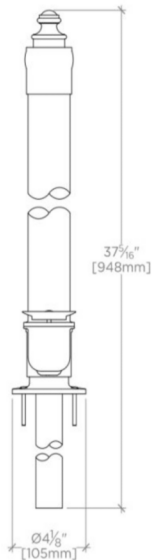
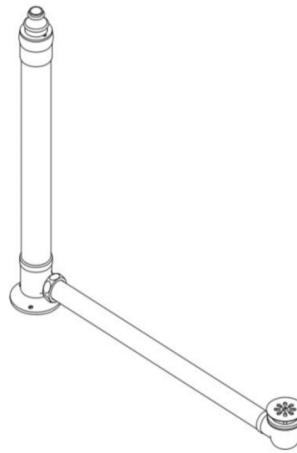
## CLOTHILDE

## COWO75

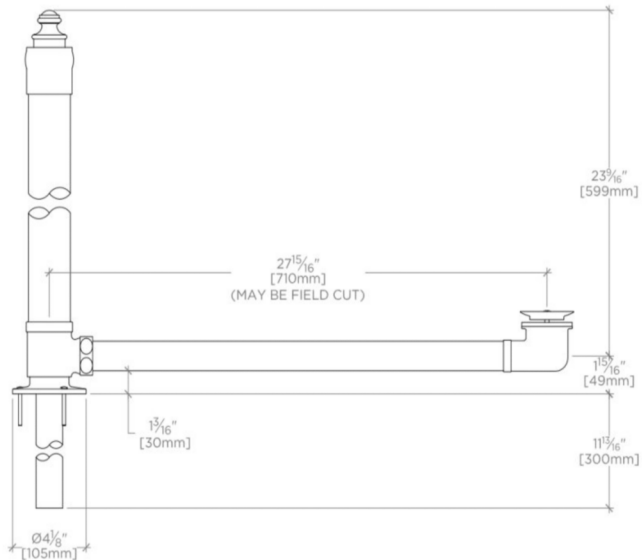
Clothilde Stand Pipe Waste and Overflow Drain



TOP VIEW SCALE: 1/2"=1'-0"



FRONT VIEW SCALE: 1/2"=1'-0"



SIDE VIEW SCALE: 1/2"=1'-0"