

romeo_2.cal 808_2



Model Code F2540

revision 00 of 07-12-17
(the present replaces any previous versions)

Designer: centro studi interno

Structure: pinewood, multilayer and plywood covered with polyurethane foam.

Spring system: elastic webbing.

Seat Padding: seat cushions in ecological polyurethane foam covered with 100% polyester padding.

Back Padding: back cushions and headrests in ecological polyurethane foam covered with 100% polyester padding.

Arm Interior: ecological polyurethane foam covered with 100% polyester padding. Versions O22/O23 feature movable armrests padded with ecological polyurethane foam covered with 100% polyester.

Removability: not available.

Sewing: leather coverings feasible with contrast stitching in the colors available; cuts and sewing vary on microfiber (or fabric) coverings.

Mechanisms: the model is equipped with manually liftable headrests. The height of the model with lifted headrests is 89 cm.

Standard feet: the model is lifted 17.5 cm off the floor. Dark walnut colored beech-wood, also available in rosewood or light walnut: PL1053 on armrest sides, PL1069 on armless sides, chaise longue front sides, end sides and rectangular ottoman. PL1070 front feet on RHF/LHF maxi chaise longue. PL1053 feet feature a shiny metal plate on the top end. Upon request and with a price surcharge, wooden feet may be supplied in canaletto walnut or sessile oak.

Optional versions: armrest pillow version (870) in 100% polyester padding covered with white cotton.

Density of seat and back

Markets	Seat	Back
I	35 Medium	23
D - NL - CH		
USA - California	35 soft	23 soft
GB	35 fire retardant	25 fire retardant
Others	35 Medium	23

Note: when no values/contents are specified in the chart, please refer to "Others" field/area.

Coverings

	suggested	not suggested	not possible
thick leathers	✓		
thin elastic leathers	✓		
natural leathers	✓		
fabric*	✓		
microfibre*	✓		
leather + split	✓		
DeLuxe			✓
multicovering	✓		
multicolour	✓		

Please note: for not removable models, only one colour fabric covers are available.

* fabrics and microfibers are not available for the U.K. market

Entirely in leather, fabric or microfiber. MULTICOLOR: available in the same article of leather, fabric or microfiber in two tones: 1st color: outer sides and edge; 2nd color: seat and back cushions. MULTICOVERING: available in leather/fabric or microfiber; 1st covering in leather: outer sides and edge; 2nd covering in fabric or microfiber: seat and back cushions.

Multicovering / Components / Optional vers.



808M



C_870

Feet



PL1053



PL1069



PL1070

Ottoman



With the reservation of carrying for production purposes and without advanced notices modifications on the materials, coverings and dimensions of the product as indicated in the relevant specification. The given dimensions and volume are of indicative value being subject to the production process tolerances.

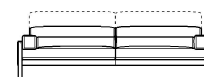
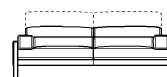
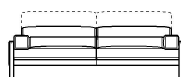
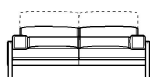
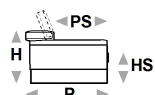


↑ fold following the dotted line ↑

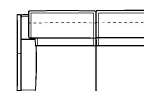
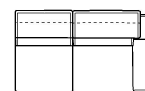
romeo_2.cal 808_2



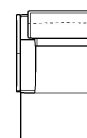
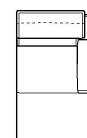
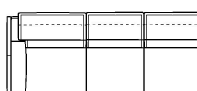
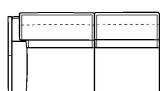
L Length - H Height - D Depth - SH Seat Height - SD Seat Depth
Dimensions refer to maximum sizes.



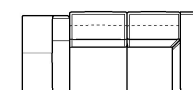
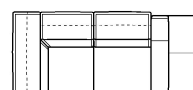
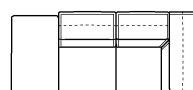
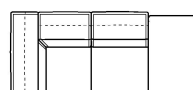
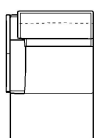
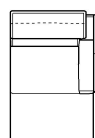
dimensions	L 109 H67 D105 SH41 SD61	L 184 H67 D105 SH41 SD61	L 204 H67 D105 SH41 SD61	L 224 H67 D105 SH41 SD61	L 264 H67 D105 SH41 SD61
version code	D 30	C 89	C 90	C 95	M 21
Description	foot chair	foot 2 seater	foot 2 1/2 seater	foot 3 seater	foot 3 seater xl



L 96 H41 D70 SH- SD- E 10	L 60 H40 D10 SH- SD- 870	L 102 H67 D105 SH41 SD61 D 14	L 102 H67 D105 SH41 SD61 D 15	L 175 H67 D105 SH41 SD61 C 91	L 175 H67 D105 SH41 SD61 C 92
foot rectangular ottoman	armrest	foot 1 raf chair	foot 1 laf chair	foot 1 raf 2 1/2 str	foot 1 laf 2 1/2 str



L 195 H67 D105 SH41 SD61 I 35	L 195 H67 D105 SH41 SD61 I 36	L 248 H67 D105 SH41 SD61 D 18	L 248 H67 D105 SH41 SD61 D 19	L 102 H67 D105 SH41 SD61 C 96	L 102 H67 D105 SH41 SD61 C 97
foot 1 raf 3/3 str	foot 1 laf 3/3 str	foot ch. lon. raf arm fac	foot ch. lon. laf arm fac		



L 112 H67 D105 SH41 SD61 H 52	L 112 H67 D105 SH41 SD61 H 53	L 238 H67 D105 SH41 SD61 C 87	L 238 H67 D105 SH41 SD61 C 88	L 236 H67 D105 SH41 SD61 O 22	L 236 H67 D105 SH41 SD61 O 23
foot rhf maxi chaise longue	foot lhs maxi chaise longue	foot sq.c.chr.sq.mer.ri.fasq.c.chr.sq.mer.le.fa	foot sq.c.chr.sq.mer.le.fa	foot rhf table chair sq.corn	foot lhs table chair sq.corn

↓ fold following the dotted line ↓

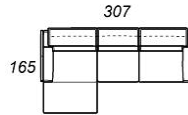
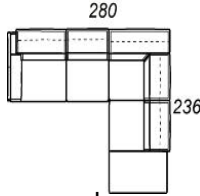
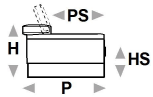


↑ fold following the dotted line ↑

romeo_2.cal 808_2



L Length - H Height - D Depth - SH Seat Height - SD Seat Depth
 Dimensions refer to maximum sizes.



dimensions	L 103 H67 D103 SH41 SD61	L - H- D- SH- SD-	L - H- D- SH- SD-
version code	O01	W95	W96
Description	foot square corner	c92 + c87	h53 + i35

↓ fold following the dotted line ↓

