

Un classico che non passa mai di moda, lo scaldasalviette Ellipsis_B è particolarmente adatto ad ambienti raffinati.



Ellipsis B, altezza 1620 mm, larghezza 500 mm, Bruno Tabacco

Caratteristiche costruttive

radiatore scaldasalviette in acciaio con elementi orizzontali a tubi ellittici 50x25 mm
collettori laterali rotondi con diametro 30 mm
filettature estremità collettore 1/2" Gas destra
pressione di esercizio massima ammessa 4 bar
temperatura di esercizio massima ammessa 95°C

Dotazione di serie

4 attacchi per fissaggio a muro regolabili in tinta con il radiatore
valvola sfiato da 1/2"

Certificazioni



Plus



Dati tecnici

Modello	Profondità (mm)	Altezza (mm)	Larghezza (mm)	Interasse (mm)	Peso (kg)	Capacità (lt)	$\Delta t=50^{\circ}\text{C}$ (kcal/h)	$\Delta t=50^{\circ}\text{C}$ (Watt)	$\Delta t=40^{\circ}\text{C}$ (Watt)	$\Delta t=30^{\circ}\text{C}$ (Watt)	$\Delta t=20^{\circ}\text{C}$ (Watt)	Esponente	Funz. misto (Watt)
840 12 tubi 1 intervalli	53,0	840	400	350	7,20	2,60	294,2	342,0	264,0	189,0	118,0	1,159	300
840 12 tubi 1 intervalli	53,0	840	500	450	8,40	3,00	388,3	452,0	349,0	250,0	156,0	1,160	400
840 12 tubi 1 intervalli	53,0	840	600	550	9,60	3,40	452,2	526,0	406,0	291,0	181,0	1,161	400
840 12 tubi 1 intervalli	53,0	840	750	700	11,40	3,90	575,7	669,0	516,0	370,0	231,0	1,162	700
1200 16 tubi 2 intervalli	53,0	1200	400	350	9,70	3,50	381,8	444,0	339,0	239,0	146,0	1,212	400
1200 16 tubi 2 intervalli	53,0	1200	500	450	11,30	4,00	495,4	576,0	441,0	312,0	192,0	1,200	400
1200 16 tubi 2 intervalli	53,0	1200	600	550	12,90	4,60	549,5	674,0	517,0	367,0	227,0	1,188	700
1200 16 tubi 2 intervalli	53,0	1200	750	700	15,30	5,30	732,7	852,0	656,0	469,0	292,0	1,170	700
1620 21 tubi 3 intervalli	53,0	1620	400	350	12,80	4,70	503,1	585,0	445,0	313,0	190,0	1,227	400
1620 21 tubi 3 intervalli	53,0	1620	500	450	14,90	5,40	632,1	735,0	560,0	395,0	241,0	1,215	700
1620 21 tubi 3 intervalli	53,0	1620	600	550	17,00	6,00	708,6	824,0	630,0	445,0	273,0	1,204	700
1620 21 tubi 3 intervalli	53,0	1620	750	700	20,20	7,10	871,2	1.013,0	777,0	552,0	341,0	1,187	1000
1860 25 tubi 3 intervalli	53,0	1860	400	350	15,10	5,50	598,6	696,0	529,0	372,0	226,0	1,227	700
1860 25 tubi 3 intervalli	53,0	1860	500	450	17,60	6,30	752,5	875,0	672,0	478,0	296,0	1,182	700
1860 25 tubi 3 intervalli	53,0	1860	600	550	20,10	7,10	843,7	981,0	755,0	538,0	334,0	1,176	1000
1860 25 tubi 3 intervalli	53,0	1860	750	700	23,90	8,30	1.037,2	1.206,0	930,0	665,0	414,0	1,167	1000

(*) Grazie alle elevate prestazioni dei radiatori Ellipsis_B, il Δt ideale per la progettazione a bassa temperatura è 30°C


Per Δt diversi da 50°C utilizzare la formula: $Q=Q_n (\Delta t / 50)^n$

Dotazione di serie

- 4 attacchi per fissaggio a muro regolabili in tinta con il radiatore • valvola sfiato da 1/2"


Colori e finiture

STANDARD




Bianco Standard
Cod. 01

CLASSIC




Bianco Edelweiss
Cod. 34



Avorio - RAL 1013
Cod. 02



Beige Cream
Cod. 26



Giallo - RAL 1021
Cod. 04




**Giallo Melone -
RAL 1028**
Cod. E7




Arancio - RAL 2004
Cod. 17



**Marrone Ruggine -
RAL 8004**
Cod. E1



Marrone - RAL 8017
Cod. 09




**Amaranto - RAL
3003**
Cod. 06



Rosso - RAL 3000
Cod. 05



**Rosso Fragola -
RAL 3018**
Cod. Y3




Rosa - RAL 3015
Cod. R2



**Lilla Bluastro - RAL
4005**
Cod. R3




**Porpora Traffico -
RAL 4006**
Cod. R6




**Verde Bosco - RAL
6005**
Cod. 19



**Verde Erba - RAL
6018**
Cod. N3




**Verde Salvia - RAL
6021**
Cod. E6



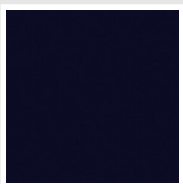
**Blu Pastello - RAL
5024**
Cod. G7



Grigio Manhattan
Cod. 03




Nero - RAL 9005
Cod. 10




Deep Blue
Cod. 2F


SPECIAL



Bianco Perla
Cod. 16



Quartz 1
Cod. 1C




Sablé
Cod. Y4



Quartz 2
Cod. 2C



Sunstone
Cod. 2D



Bruno Tabacco
Cod. 1B



Flame Red
Cod. 7D



Purple Blue
Cod. 1D



Azurite 3
Cod. 6C

Grigio Medio
Cod. 4D

**Grigio Titanio
Metallizzato - RAL
9023**
Cod. L3


Grigio Perla
Cod. L6

Nero Grafite
Cod. 18

Grigio Quarzo
Cod. 31

Nero Satinato
Cod. 30

Bianco Opaco
Cod. J8



Nero Opaco
Cod. K1

Agave
Cod. 9N

Blu Baltico
Cod. 1P


Ghiaccio
Cod. 3P

**Blu Colomba
Opaco - RAL 5014**
Cod. 4P

**Grigio Chiaro
Opaco**
Cod. 8N

**Grigio Cenere - Ral
7021**
Cod. G1

Grigio Martellato
Cod. 32



Rame Martellato
Cod. J4

RAL



Altri colori RAL (previa fattibilità)
Cod. ALTRIRAL

I colori rappresentati in questa cartella non sono da considerarsi impegnativi. I diversi processi tecnologici di verniciatura ed i materiali utilizzati per la realizzazione possono non avere una perfetta corrispondenza cromatica con il prodotto consegnato. L'azienda Irsap si riserva la facoltà di apportare in qualsiasi momento tutte le modifiche necessarie per il miglioramento del prodotto.