


## DASH

Dash 1 1/4" Knob

DSHW02



### TECHNICAL DETAILS

---

Hardware Primary Material: Brass  
Hardware Shape: Knob  
Primary Material: Brass

### INSPIRATION

---

A blend of art and function, Dash pays homage to design elements of the 1930s with pared-down shapes, softened curves and minimal details.

### PRODUCT FEATURES

---

Solid Brass

Made in USA

Includes per fixing: 8-32 Truss head machine screws in 1" and 1 1/2" lengths

# WATERWORKS

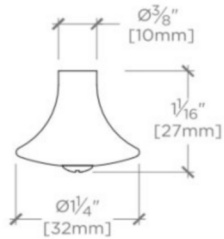
## DASH

Dash 1 1/4" Knob


DSHW02

### MOUNTING HARDWARE INCLUDED

STYLE #	DESCRIPTION	QTY
998945	Service Parts 8-32 x 1" Truss Head Machine Screw, Combo, Slotted	1
998946	Service Parts 8-32 x 1-1/2" Truss Head Machine Screw, Combo, Slotted	1



TOP VIEW SCALE: 6"=1'-0"



ISO VIEW SCALE: 6"=1'-0"



FRONT VIEW SCALE: 6"=1'-0"



SIDE VIEW SCALE: 6"=1'-0"