

taylor.premium 834



Model Code F5228

revision 01 of 10-01-12
(the present replaces any previous versions)

Designer: centro studi interno

Structure: pinewood, multilayer and plywood covered with polyurethane foam.

Spring system: elastic webbing.

Seat Padding: seat cushions in ecological polyurethane foam covered with 100% polyester layer.

Back Padding: back cushions in synthetic fiberfill.

Arm Interior: armrests in synthetic fiberfill.

Removability: not available.

Sewing: leather coverings feasible with contrast stitching in the colors available; cuts and sewing vary on microfiber (or fabric) coverings.

Bed Version: available with two-time opening welded mesh and polyurethane mattress. Mattress size: version 301= 190x130x11 cm, version 311/321= 190x120x11cm. Back cushions and armrests are fixed to the frame when the mechanism is open. Seat cushions are fixed to the bed base when the mechanism is open. The depth of the model with open bed is 241 cm.

Mechanisms: Rrcliner versions available with manually reclining metal mechanisms with side lever on sides provided with arms and with soft handle on armless sides, or electric reclining mechanism with side push-button on sides provided with arms and touch pad on armless sides. The depth of the sofa with open recliner is 148 cm. All "a.h." versions are equipped with a manually adjustable headrest on recliner sides. Versions 452, 453, 456 are equipped with manually sliding seats. The depth of the seat with sliding system positioned outwards is 88 cm, the total depth of the model is 127 cm.

Standard feet: P9 feet in PVC, h. 6 cm.

Density of seat and back

Markets	Seat	Back
I	35 Medium	
D - NL - CH	35 hard	
USA - California	35 soft	
GB	35 fire retardant	
Others	35 Medium	

Note: when no values/contents are specified in the chart, please refer to 'Others' field/area.

Coverings

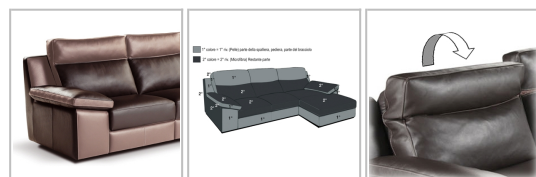
	suggested	not suggested	not possible
thick leathers	✓		
thin elastic leathers	✓		
natural leathers	✓		
fabric*	✓		
microfibre*	✓		
leather + split	✓		
DeLuxe			✓
multicovering	✓		
multicolour	✓		

Please note: for not removable models, only one colour fabric covers are available.

* fabrics and microfibers are not available for the U.K. market

Entirely available in leather, fabric or microfiber.
MULTICOLOUR: available in the same article of leather, fabric or microfiber in two tones: 1st color: back upper part, front footrest, arm lower side; 2nd color: remaining parts.
MULTICOVERING: available in leather/fabric or microfiber. 1st covering in leather: back lower part, front footrest, arm upper side; 2nd color: remaining parts.

Multicovering / Components / Optional vers.



834M

834M2

834_PR

Feet



P9

Ottoman



635

With the reservation of carrying for production purposes and without advanced notices modifications on the materials, coverings and dimensions of the product as indicated in the relevant specification. The given dimensions and volume are of indicative value being subject to the production process tolerances.

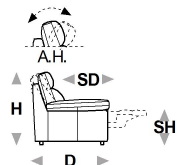


↑ fold following the dotted line ↑

taylor. premium 834



L Length - H Height - D Depth - SH Seat Height - SD Seat Depth
Dimensions refer to maximum sizes.



dimensions	L 102 H93 D97 SH44 SD58	L 104 H93 D97 SH44 SD58	L 104 H93 D97 SH44 SD58	L 104 H93 D97 SH44 SD58	L 181 H93 D97 SH44 SD58
version code	190	148	566	E64	200
Description	small chair	small chair with rec.	small chair el. rec.	small ch.el.rec.*a.h.*	2 seater
L 181 H93 D97 SH44 SD58 452	L 183 H93 D97 SH44 SD58 271	L 183 H93 D97 SH44 SD58 272	L 186 H93 D97 SH44 SD58 343	L 183 H93 D97 SH44 SD58 393	L 183 H93 D97 SH44 SD58 394
2 seater motion	2 str 1 right fac.rec.	2str 1 left fac.rec.	2str 2 rec.rg and lf	2str 1rgt fac.elec.rec.	2str 1lft fac.elec.rec.
L 183 H93 D97 SH44 SD58 M27	L 183 H93 D97 SH44 SD58 M28	L 186 H93 D97 SH44 SD58 408	L 186 H93 D97 SH44 SD58 E63	L 192 H93 D97 SH44 SD58 240	L 192 H93 D97 SH44 SD58 453
2str 1rgt fac.el.rec.*a.h.*	2str 1lft fac.el.rec.*a.h.*	2str rg/lf rec.el.	2str rg/lf r.el.*a.h.*	2 1/2 seater	2 1/2 seater motion
L 196 H93 D97 SH44 SD58 291	L 196 H93 D97 SH44 SD58 292	L 196 H93 D97 SH44 SD58 G04	L 196 H93 D97 SH44 SD58 G05	L 196 H93 D97 SH44 SD58 H04	L 196 H93 D97 SH44 SD58 H05
2p1/2 str 1rgh fac.rec.	2p1/2 str 1lf fac.rec.	2 1/2 seater rhf el.rec.	2 1/2 seater rhf el.rec.	2p1/2 str 1raf r.el.*a.h.*	2p1/2 str 1laf r.el.*a.h.*

↓ fold following the dotted line ↓

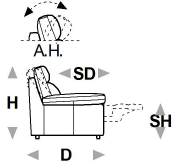


↑ fold following the dotted line ↑

taylor. premium 834



L Length - H Height - D Depth - SH Seat Height - SD Seat Depth
Dimensions refer to maximum sizes.



dimensions	L 199 H93 D97 SH44 SD58	L 199 H93 D97 SH44 SD58	L 199 H93 D97 SH44 SD58	L 219 H93 D97 SH44 SD58	L 219 H93 D97 SH44 SD58
version code	293	G03	H03	300	456
Description	2str1/2 2 rec.rgh and lf	2 1/2 seater with 2 el.rec.	2str1/2 2r.r-l el.*a.h.*	3 seater	3 seater motion
L 219 H93 D97 SH44 SD58 301	L 216 H93 D97 SH44 SD58 T04	L 216 H93 D97 SH44 SD58 T05	L 216 H93 D97 SH44 SD58 T07	L 216 H93 D97 SH44 SD58 T08	L 216 H93 D97 SH44 SD58 M33
3 seater with bed	3 seat.2 cush.1rhf rec.	3 seat.2 cush.1lhf rec.	3 seat.2 cush.1rhf el.rec.	3 seat.2 cush.1lhf el.rec.	3st.2cus.1rhf el.r.*a.h.*
L 216 H93 D97 SH44 SD58 M34	L 219 H93 D97 SH44 SD58 T06	L 219 H93 D97 SH44 SD58 T09	L 219 H93 D97 SH44 SD58 M35	L 90 H44 D67 SH44 SD- 635	L 75 H44 D58 SH- SD- A93
3st.2cus.1lhf el.r.*a.h.*	3 seat.2 cush.2 rhf/lhf rec.	3 seat.2cush.2 rhf/lhf el.rec.	3s 2cus.2 rhf/lhf e.r.*a.h.*	rectangular ottoman	rectangular small ottoman
L 85 H- D58 SH44 SD- B05	L 96 H93 D97 SH44 SD58 110	L 96 H93 D97 SH44 SD58 120	L 99 H93 D97 SH44 SD58 162	L 99 H93 D97 SH44 SD58 163	L 99 H93 D97 SH44 SD58 173
terminal ottoman	1 right arm facing chair	1 left arm facing chair	chair 1rec.right	chair 1rec.left	elec.rec.chair 1 arm raf

↓ fold following the dotted line ↓

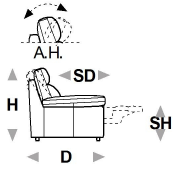


↑ fold following the dotted line ↑

taylor. premium 834



L Length - H Height - D Depth - SH Seat Height - SD Seat Depth
Dimensions refer to maximum sizes.



dimensions	L 99 H93 D97 SH44 SD58	L 99 H93 D97 SH44 SD58	L 99 H93 D97 SH44 SD58	L 64 H93 D97 SH44 SD58	L 119 H93 D97 SH44 SD58
version code	174	M25	M26	130	146
Description	elec.rec.chair 1arm laf	el.rec.chair 1arm raf*a.h.*	el.rec.chair 1arm laf*a.h.*	chair without armr.	chair no arms meridian right facing
L 119 H93 D97 SH44 SD58	L 148 H93 D97 SH44 SD58	L 148 H93 D97 SH44 SD58	L 151 H93 D97 SH44 SD58	L 151 H93 D97 SH44 SD58	L 151 H93 D97 SH44 SD58
147	210	220	276	277	395
chair no arms meridian left facing	1right arm facing 2 str	1left arm facing 2 str	1 rgt arm facing 2 str rec.	1 left arm fac. 2 str rec.	1rgt arm fac.2str elec.rec.
L 151 H93 D97 SH44 SD58	L 151 H93 D97 SH44 SD58	L 151 H93 D97 SH44 SD58	L 161 H93 D97 SH44 SD58	L 161 H93 D97 SH44 SD58	L 164 H93 D97 SH44 SD58
396	E56	E57	251	252	G01
1lft arm fac.2str elec.rec.	1raf 2str el.rec.*a.h.*	1laf 2str el.rec.*a.h.*	1 right arm fac.2 1/2 str	1 left arm fac. 2 1/2 str	rhf 2 1/2 seater recl.
L 164 H93 D97 SH44 SD58	L 164 H93 D97 SH44 SD58	L 164 H93 D97 SH44 SD58	L 164 H93 D97 SH44 SD58	L 164 H93 D97 SH44 SD58	L 164 H93 D97 SH44 SD58
G02	G06	G07	H06	H07	B13
lhf 2 1/2 seater recl.	rhf 2 1/2 seater el.rec.	lhf 2 1/2 seater el.rec.	2p 1/2 str.1raf.r.el.*a.h.*	2p 1/2 str.1laf.r.el.*a.h.*	rhf 2-str 1/2 with 2 rec.

↓ fold following the dotted line ↓

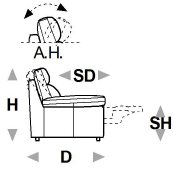


↑ fold following the dotted line ↑

taylor. premium 834



L Length - H Height - D Depth - SH Seat Height - SD Seat Depth
Dimensions refer to maximum sizes.



dimensions	L 164 H93 D97 SH44 SD58		L 164 H93 D97 SH44 SD58		L 164 H93 D97 SH44 SD58		L 164 H93 D97 SH44 SD58		L 164 H93 D97 SH44 SD58	
version code	B 14		B 15		B 16		M 29		M 30	
Description	lhf 2-str 1/2 with 2 rec.		rhf 2-str 1/2 with 2rec.el.		lhf 2-str 1/2 with 2rec.el.		rhf 2-str 1/2- 2rec.el.*a.h.*		lhf 2-str 1/2- 2rec.el.*a.h.*	
	L 181 H93 D97 SH44 SD58 310		L 181 H93 D97 SH44 SD58 320		L 176 H93 D97 SH44 SD58 311		L 176 H93 D97 SH44 SD58 321		L 184 H93 D97 SH44 SD58 376	
1right arm facing 3 str	1left arm facing 3 str		1 rgt arm fac.3 str with bed		1lf arm fac.3 str with bed		1rgt arm fac. 3str rec.		1 left arm fac.3 str rec.	
	L 184 H93 D97 SH44 SD58 403		L 184 H93 D97 SH44 SD58 404		L 184 H93 D97 SH44 SD58 E 60		L 184 H93 D97 SH44 SD58 E 61		L 184 H- D97 SH44 SD58 C 45	
1rgt arm fac.3str elec.rec.	1lft arm fac.3str elec.rec.		1raf 3str el.rec.*a.h.*		1laf 3str el.rec.*a.h.*		rhf 3-seater 2 rec.		lhf 3-seater 2 rec.	
	L 184 H93 D97 SH44 SD58 C 34		L 184 H93 D97 SH44 SD58 C 35		L 184 H93 D97 SH44 SD58 M 31		L 184 H93 D97 SH44 SD58 M 32		L 96 H93 D157 SH44 SD118 410	
rhf 3-seater 2 elec.rec.	lhf 3-seater 2 elec.rec.		rhf 3-str 2 el.rec.*a.h.*		lhf 3-str 2 el.rec.*a.h.*		chaise lon.raf arm fac		chaise lon.lft arm fac	

↓ fold following the dotted line ↓

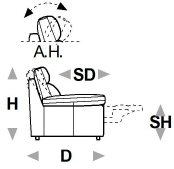


↑ fold following the dotted line ↑

taylor. premium 834



L Length - H Height - D Depth - SH Seat Height - SD Seat Depth
Dimensions refer to maximum sizes.



L 110
H93 D110 SH44 SD58

dimensions

version code

000

Description

corner



L 109
H93 D109 SH44 SD58

040

square corner



L 118
H93 D138 SH44 SD58

071

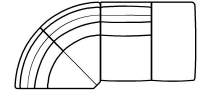
rhf end corner



L 118
H93 D138 SH44 SD58

072

lhf end corner

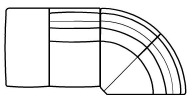


L 229
H93 D110 SH44 SD58

095

cor. chair merid.

right fac.

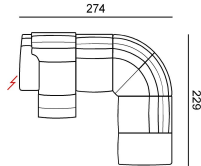


L 229
H93 D110 SH44 SD58

096

cor. chair merid.

left fac.



L -
H- D- SH- SD-

X80

g07 + 095

↓ fold following the dotted line ↓

