

**E4930**



**Collection:** NEO

**Finish\*:**



GA - Profils chromés

**Main features:**



**Features**

- **DIMENSIONS:** 2.90 x 111.50 x 140 cm
- **MATERIAL:** Glass
- **WEIGHT:** 18 kg

**Consumer benefits**

- **FINISHINGS:** Chrome hinges and profiles
- **EASIER ACCESS:** Folding 1st panel swings in and out, 2nd panel folds outwards 180°
- **SCALE RESISTANT:** Clear, coated 6 mm glass

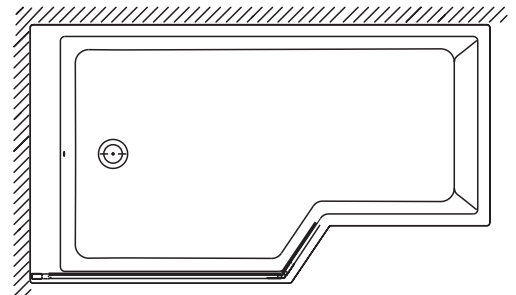
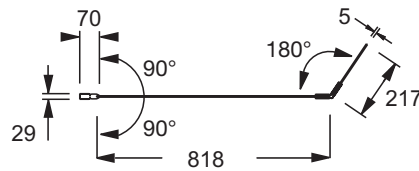
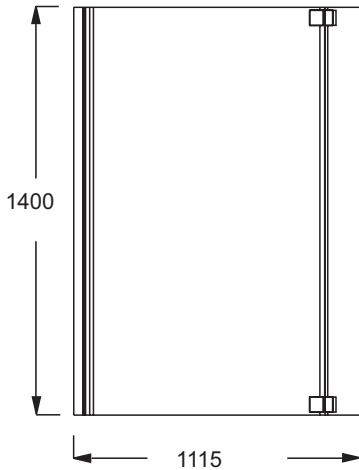
**Installation benefits**

- **REVERSIBLE** For right- or left-hand installation

**Optional products**

- CE6D000L: Shower-bath 160 x 90 cm, LH
- CE6D000R: Shower-bath 160 x 90 cm, RH
- CE6D002L: Shower-bath 170 x 90 cm, LH
- CE6D002R: Shower-bath 170 x 90 cm, RH
- CE6D004L: Shower-bath 180 x 90 cm, LH
- CE6D004R: Shower-bath 180 x 90 cm, RH
- CE6D119R: Shower-bath 150 x 80 cm, RH
- CE6D119L: Shower-bath 150 x 80 cm, LH
- E6D070

**Technical drawing**



Product Specification: 2-panel bathscreen. E4930. Collection: NEO. DIMENSIONS: 2.90 x 111.50 x 140 cm. WEIGHT: 18 kg. MATERIAL: Glass.

\*Due to possible variations in computer and printer calibrations, technical factors and certain finish characteristics, the colors you see may not accurately portray the actual colors and are provided as a guide only.