

SURFACE-MOUNTED
Vertical


CP0016V / CP0016V-I
Polypropylene
White finish



CP0016VCSB / CP0016VCSB-I
Polypropylene /Stainless steel Matte
black finish



CP0016VCS / CP0016VCS-I
Polypropylene /Stainless steel
Satin finish

General Description

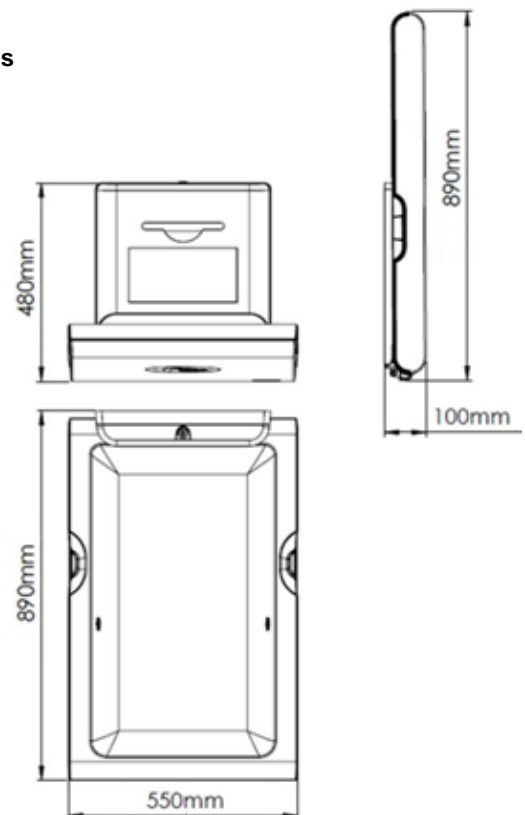
- Surface-mounted baby changing stations made of bacterial-resistant polypropylene and with stainless steel AISI 304 exterior (CP0016VCS and CP0016VCSB).
- BabyMedi® changing stations offer a very high level of safety and cleanliness being the ideal solution for public spaces such as, shopping centers, airports, public buildings, childcare centres, etc. Models suitable for high traffic facilities with high strength and durability.
- Their trendy and stylish design, allow these baby changing stations to blend into any space perfectly.
- Biocote® antimicrobial additive, based on ion silver technology, is embedded into its own surface, promoting an easy cleaning and reducing the growth of odor causing and staining microbes.
- BabyMedi can be delivered, optionally, with an ionizer ("Ion Hygienic" technology) that neutralizes virus and bacteria thanks to the negatively charged particles (anions) it emits, helping to maintain the baby changing station free of these harmful microorganisms for the baby health.
- BabyMedi® baby changing stations are supplied (inside the packing box) with child protection straps made of nylon.
- A pair of bag hooks (one at the right side and the other one at the left) help to keep personal belongings close and at hand.
- BabyMedi® units fully comply with the EN 12221-1 and EN 12221-2 standards that require baby changing stations be able to support a 50 Kg static load test during one hour.

Components and materials

- **CP0016V:** surface-mounted baby changing station made of polypropylene in white finish.
- **CP0016V-I:** surface-mounted baby changing station made of polypropylene in white finish with ionizer.
- **CP0016VCSB:** surface-mounted baby changing station made of polypropylene and with a stainless steel AISI 304 exterior, in matte black finish.
- **CP0016VCSB-I:** surface-mounted baby changing station made of polypropylene and with a stainless steel AISI 304 exterior, in matte black finish with ionizer.
- **CP0016VCS:** surface-mounted baby changing station made of polypropylene and with a stainless steel AISI 304 exterior, in satin finish.
- **CP0016VCS-I:** surface-mounted baby changing station made of polypropylene and with a stainless steel AISI 304 exterior, in satin finish with ionizer.
- **BED:** with a 1,900 cm² contoured changing surface area is made of polypropylene in white finish with Biocote® antimicrobial additive embedded into its own surface, promoting an easy cleaning and reducing the growth of odor causing and staining microbes.

Technical Specifications

Dimensions	L:550 x W:100 (closed)/ 890 (open) x H:480 mm
Weight (empty)	13.4 Kg (CP0016V) 16.6 Kg (CP0016VCS)
Liner dispenser capacity	80 units
Recommended installation height	800 mm at lowest point
Recommended installation height (handicapped)	700 mm at lowest point

Dimensions


Dimensions ±4%

Components and materials (continuation)

- **LINER DISPENSER:** with lock is made of polypropylene and holds approximately 80 bed liners, minimizing operator refills and discouraging potential vandalism.
- **OPEN/CLOSE MECHANISM:** concealed from the user's view, it consists of a pair of reinforced hinges and a pneumatic cylinder, ensuring high durability and a smooth opening and closing of the baby changing station.
- **MOUNTING CHASSIS:** made of steel with a cataphoresis treatment. The corresponding mounting hardware is supplied, making very easy the installation of the unit to the wall.
- **FRONTAL CHASSIS:** (CP0016VCS and CP0016VCSB) made of one-piece AISI 304 stainless steel, 0.8 mm thick, fixed to the bottom of the bed by means of 4 bolts and 4 nuts, always concealed from the user's view, without joints or edges to ensure the user's safety, a better cleaning and an easy blending with other satin-finish accessories in the washroom.
- **IONIZER (Optional):** neutralizes virus and bacteria from the baby changing station surfaces through negative ions (anions), making the BabyMedy more hygienic and healthier. Our ionizer has been tested and approved by TÜV Rheinland (Test Report number 60329708-001).

EFFECTIVENESS OF THE IONIZER (ION HYGIENIC TECHNOLOGY)

According to the microbiological test report number 60329708-001 carried out by TÜV Rheinland Germany, the effectiveness against virus and bacteria of the ionizer assembled ⁽¹⁾ into the BabyMedi is the following:

5.3 Ergebnisse Babywickelstation - Mitte (mit Einschalten des Ionengenerators) / results baby changing station – center (with switching on the ionen generator)

Testkeime / test germs	Anlieferungs- zustand / delivery status [KBE/100cm ²] / [CFU/100cm ²]	t ₀ [KBE/100cm ²] / [CFU/100cm ²]	t _{15min.} [KBE/100cm ²] / [CFU/100cm ²]	Reduktion nach 15 min. / reduction after 15 min.*	t _{2h} [KBE/100cm ²] / [CFU/100cm ²]	Reduktion nach 2 h / reduction after 2 h*
<i>A. niger</i> DSMZ 1957	88	> 400	6	> 98,5 %	0	> 99,9%
<i>P. pinophilum</i> DSMZ 1944	50	> 400	1,1 x 10 ²	> 72,5 %	1,1 x 10 ²	> 72,5 %
<i>C. albicans</i> DSMZ 1386	63	> 400	0	> 99,9%	0	> 99,9%
<i>S. aureus</i> DSMZ 799	31	> 400	0	> 99,9%	0	> 99,9%
<i>E. coli</i> DSMZ 1576	13	> 400	2,1 x 10 ²	> 47,5 %	6	> 98,5 %

$$* \text{ Berechnung der Reduktion} = \frac{\text{Anfangswert} - \text{Endwert}}{\text{Anfangswert}} \times 100 /$$

$$\text{calculation of reduction} = \frac{\text{initial value} - \text{end value}}{\text{initial value}} \times 100$$

(1) Ionizer is delivered as an optional component.

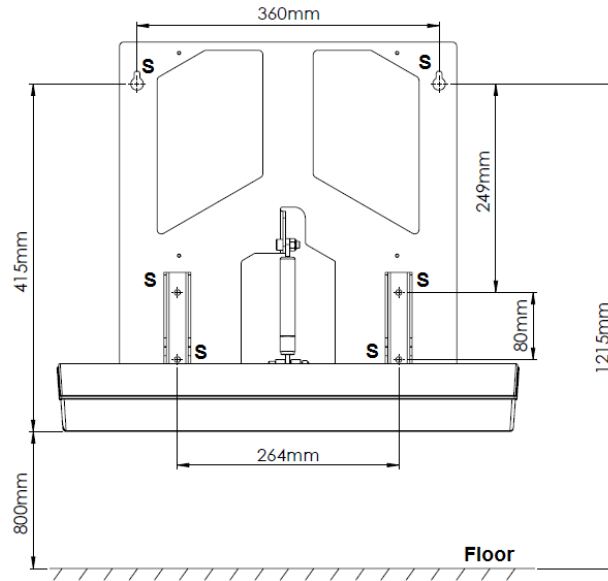
OPERATION

Open the BabyMedi® baby changing station. Place the baby in the centre of the bed and change your baby's diapers. Close the BabyMedi® station.

Under no circumstance should the baby be left unattended at any time on top of the baby changing station in order to avoid injury from falling or slipping.

MOUNTING

Fix the mounting chassis on the wall using the provided screws through the mounting chassis holes (points indicated by an "S" in the figure below) and **always following, step by step, the detailed instructions contained in the "Installation and safety instructions manual"**, provided with the unit.



Warning: to ensure that the unit works properly and safely it must be installed according to the Mediclinics instructions supplied with the BabyMedi®.

The fixing systems supplied with this changing station are not suitable for installation on plasterboard or hollow walls. In order to install the unit on this type of wall, fastening anchors and tools specific for plasterboard or hollow walls must be used.

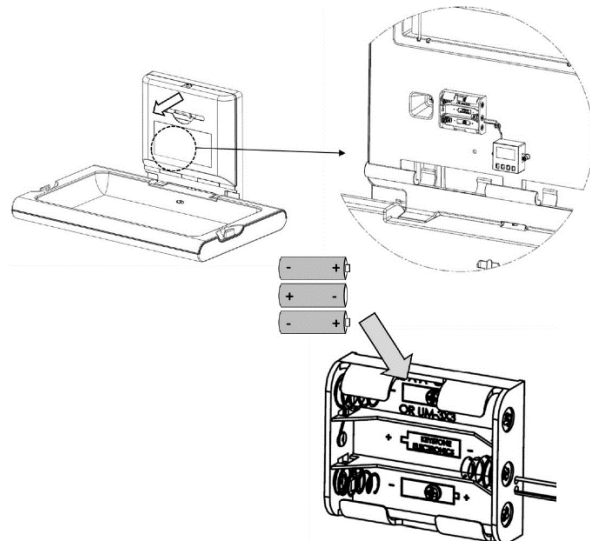
Due to the problems posed by installations on this type of walls, with regard to fixing, it is recommended that the installation is carried out by technicians specialized in installations on this type of walls. **Mediclinics is not responsible for the installation of its changing stations on plasterboard or hollow walls.**

INSTRUCTIONS FOR INSTALLING IONIZER BATTERIES

- Open the liner dispenser door.
- Install 3x AA/LR6 alkaline batteries paying attention to the correct polarity.
- Close the liner dispenser door.

Caution!!!

- Use only alkaline batteries AA/LR6 type.
- Do not mix batteries (old and new or different battery types).
- Exhausted batteries should be disposed properly.
- If the appliance is to be stored unused for a long period, remove the batteries.
- Do not short circuit the battery lid contacts.



CERTIFICATIONS AND HOMOLOGATIONS



Mediclinics, S.A., reserves the right to make changes and/or modifications to the products and their specifications without prior notice.

Reviewed 02-21

© mediclinics S.A.

