
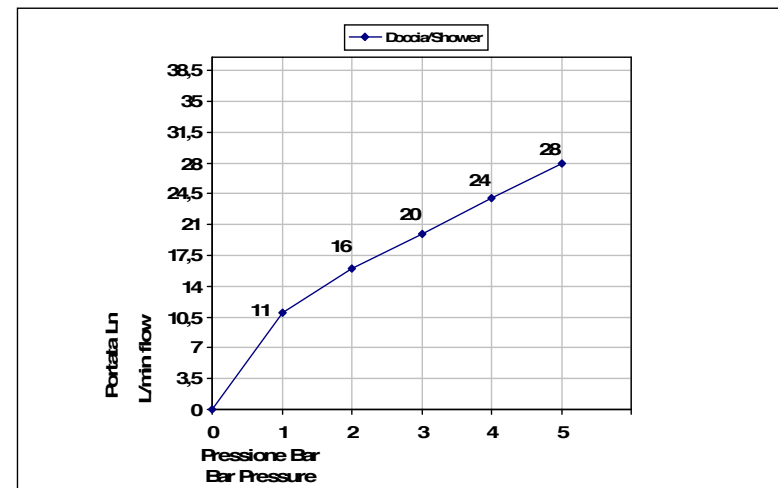
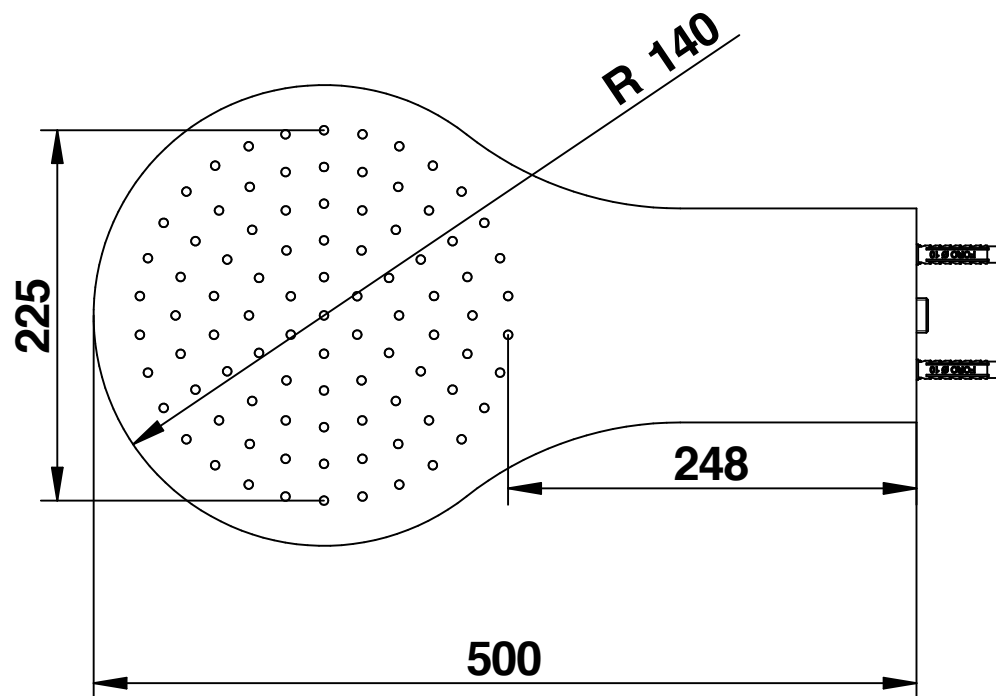


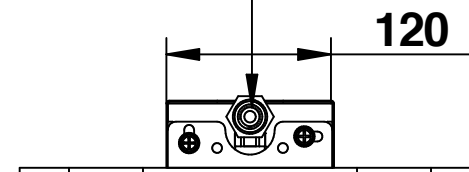
Pressione dinamica minima di utilizzo 0,5 bar.
Minimum dynamic pressure of use: 0,5 Bar.

**PORTATE A PRESSIONE DINAMICA SENZA LIMITATORE
FLOW RATES AT DYNAMIC PRESSURE WITHOUT LIMITATION SYSTEM**

-Uscita Doccia - Shower exit	1 bar	11 l/min
	2 bar	16 l/min
	3 bar	20 l/min
	4 bar	24 l/min
	5 bar	28 l/min



IN - M.1/2" GAS



Cod. 14889-SL
SOFFIONI A PARETE

Soffione doccia a parete in
acciaio slim con getto a pioggia.

Steel round wall shower head
with rain function.

bongio

Mario Bongio s.r.l.
Via Aldo Moro, 2
28017 San Maurizio d'Opaglio (NO) - Italy
tel: +39 0322 967248 fax: +39 0322 950012
www.bongio.com