

EASTON

Easton Vintage Spray, White Porcelain Lever Handle

EAKM18



SHOWN IN EASTON VINTAGE SPRAY, WHITE PORCELAIN LEVER HANDLE | EAKM18

TECHNICAL DETAILS

ADA Compliance: Yes
Adjustable versus Fixed Spray: Fixed Spray
Deck Thickness Maximum: 1 1/4"
Fittings Hole Diameter: 1 3/8"
Flow Restriction Options: 2.0, 1.75, 1.5
Handle Turn Angle: Quarter Turn
Handshower / Spray Hose Length: 49"
Index Color / Finish and Material: White Porcelain
Depth / Width: 2 1/2"
Height: 6"
Inlet Connection Size: 1/2"
Inlet Connection Type: Male with Supply Nut
Length: 7"
Number of Holes: Two Hole
Primary Material: Brass
Restricted Maximum Flow Rate: 2.2 gpm
Spray Included in Unit: Y
Suggested Application: Bar, Kitchen, Laundry
Valve Material: Ceramic
Water Pressure Maximum: 85.0 psi
Water Pressure Minimum: 20.0 psi
Water Pressure Recommended: 45.0 psi

INSPIRATION

Drawing on Edwardian style, Easton is the most extensive Waterworks family; a range of moods and a selection of products from fittings to furniture.

CODES & STANDARDS

Code # EAKM18: CEC

PRODUCT FEATURES

Brass metal is used for all trim and valve components

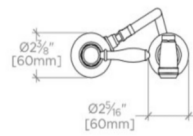
The manufacturing process encompasses casting, turning, forging, hand-fitting and hand polishing.

Easton has a clean-lined utilitarian profile, with a slightly elongated spout.

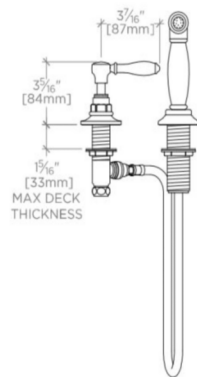
Standard flow rate is 2.2gpm (8.3 L/min) and State of California requires a maximum of 1.8gpm(6.8 L/min). Also available in other flow options. Contact a sales associate for details.



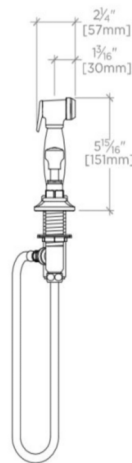
Easton Vintage Spray, White Porcelain Lever Handle



TOP VIEW SCALE: $1\frac{1}{2}"=1'-0"$



TOP VIEW SCALE: $1\frac{1}{2}"=1'-0"$



SIDE VIEW SCALE: $1\frac{1}{2}"=1'-0"$