

Relax Over Power

Relax Over Power è la versione di Relax per chi necessita di alte potenze termiche. Il porta salviette è un accessorio di design che può essere posizionato, a radiatore già installato, all'altezza desiderata. Tutta la gamma Relax è fornita con l'innovativo sistema di collegamento idraulico a scomparsa installato direttamente in azienda.



Relax Over Power, verticale, altezza 1963 mm, larghezza 517 mm, Quartz 2

Caratteristiche costruttive

piastra radiante

filettature passo 50 mm da M24 x 19

pressione di esercizio massima ammessa 10 bar

temperatura di esercizio massima ammessa 95°C

Il radiatore è già predisposto per l'inserimento della testa

termostatica opzionale

Dotazione di serie

innovativo sistema di collegamento idraulico a scomparsa,

installato sul prodotto, completo di raccordi per

allacciamento con tubi rame (diametri 12, 14 e 15 mm) e

multistrato (14 sp. 2 e 16 sp. 2)

sistema per fissaggio a muro

valvola sfiato

dima per l'installazione

Certificazioni



CE¹⁵-C -s2, d0
EN442-1

Plus



Dati tecnici

Modello	Profondità (mm)	Altezza (mm)	Larghezza (mm)	Interasse (mm)	Peso (kg)	Capacità (lt)	Δt=50°C (kcal/h)	Δt=50°C (Watt)	Δt=40°C (Watt)	Δt=30°C (Watt)	Δt=20°C (Watt)	Esponente
688 x 1061	63,5	688	1061	45 / 100	27,50	7,30	953,0	1.108,0	837,0	584,0	351,0	1,255
688 x 1197	63,5	688	1197	45 / 100	31,00	8,30	1.075,0	1.250,0	945,0	658,0	396,0	1,255
688 x 1401	63,5	688	1401	45 / 100	36,10	9,80	1.258,0	1.463,0	1.106,0	770,0	463,0	1,255
688 x 653	63,5	688	653	45 / 100	17,30	4,40	587,0	682,0	515,0	359,0	216,0	1,255
688 x 857	63,5	688	857	45 / 100	22,40	5,90	770,0	895,0	676,0	471,0	283,0	1,255
868 x 1061	63,5	868	1061	45 / 100	35,10	9,40	1.188,0	1.381,0	1.041,0	723,0	433,0	1,266
868 x 1197	63,5	868	1197	45 / 100	39,50	10,70	1.340,0	1.558,0	1.174,0	816,0	488,0	1,266
868 x 1401	63,5	868	1401	45 / 100	46,00	12,60	1.569,0	1.824,0	1.375,0	955,0	572,0	1,266
868 x 653	63,5	868	653	45 / 100	22,00	5,70	731,0	850,0	641,0	445,0	266,0	1,266
868 x 857	63,5	868	857	45 / 100	28,60	7,50	960,0	1.116,0	841,0	584,0	350,0	1,266
1663 x 381	63,5	1663	381	45 / 100	25,60	6,40	798,0	928,0	696,0	480,0	284,0	1,291
1663 x 517	63,5	1663	517	45 / 100	34,30	8,90	1.084,0	1.260,0	945,0	651,0	386,0	1,291
1663 x 653	63,5	1663	653	45 / 100	43,10	11,40	1.368,0	1.591,0	1.193,0	823,0	487,0	1,291
1963 x 381	63,5	1963	381	45 / 100	30,10	7,50	912,0	1.060,0	796,0	551,0	328,0	1,281
1963 x 517	63,5	1963	517	45 / 100	40,50	10,50	1.238,0	1.439,0	1.081,0	748,0	445,0	1,281
1963 x 653	63,5	1963	653	45 / 100	50,80	13,60	1.563,0	1.817,0	1.365,0	944,0	562,0	1,281
2163 x 381	63,5	2163	381	45 / 100	33,20	8,30	1.001,0	1.164,0	875,0	606,0	361,0	1,279
2163 x 517	63,5	2163	517	45 / 100	44,60	11,60	1.359,0	1.580,0	1.188,0	822,0	490,0	1,279
2163 x 653	63,5	2163	653	45 / 100	56,00	15,00	1.716,0	1.995,0	1.500,0	1.038,0	618,0	1,279

(*) Grazie alle elevate prestazioni delle piastre Relax Over Power, il Δt ideale per la progettazione a bassa temperatura è 30°C

Per Δt diversi da 50°C utilizzare la formula: $Q=Q_n (\Delta t / 50)^n$

Dotazione di serie

- innovativo sistema di collegamento idraulico a scomparsa, installato sul prodotto, completo di raccordi per allacciamento con tubi

rame (diametri 12, 14 e 15 mm) e multistrato (14 sp. 2 e 16 sp. 2) • sistema per fissaggio a muro • valvola sfiato • dima per l'installazione

Colori e finiture

STANDARD



Bianco Standard
Cod. 01

CLASSIC



Bianco Edelweiss
Cod. 34



Avorio - RAL 1013
Cod. 02




Beige Cream
Cod. 26




Giallo - RAL 1021
Cod. 04




**Giallo Melone -
RAL 1028**
Cod. E7




Arancio - RAL 2004
Cod. 17



**Marrone Ruggine -
RAL 8004**
Cod. E1



Marrone - RAL 8017
Cod. 09




**Amaranto - RAL
3003**
Cod. 06




Rosso - RAL 3000
Cod. 05



**Rosso Fragola -
RAL 3018**
Cod. Y3




Rosa - RAL 3015
Cod. R2



**Lilla Bluastro - RAL
4005**
Cod. R3




**Porpora Traffico -
RAL 4006**
Cod. R6




**Verde Bosco - RAL
6005**
Cod. 19




**Verde Erba - RAL
6018**
Cod. N3




**Verde Salvia - RAL
6021**
Cod. E6




**Blu Pastello - RAL
5024**
Cod. G7



Grigio Manhattan
Cod. 03




Nero - RAL 9005
Cod. 10




Deep Blue
Cod. 2F


SPECIAL



Bianco Perla
Cod. 16




Quartz 1
Cod. 1C




Sablé
Cod. Y4



Quartz 2
Cod. 2C



Sunstone
Cod. 2D




Bruno Tabacco
Cod. 1B




Flame Red
Cod. 7D




Purple Blue
Cod. 1D




Azurite 3
Cod. 6C




Grigio Medio
Cod. 4D




**Grigio Titanio
Metallizzato - RAL
9023**
Cod. L3




Grigio Perla
Cod. L6




Nero Grafite
Cod. 18




Grigio Quarzo
Cod. 31




Nero Satinato
Cod. 30




Bianco Opaco
Cod. J8




Nero Opaco
Cod. K1




Agave
Cod. 9N




Blu Baltico
Cod. 1P




Ghiaccio
Cod. 3P




**Blu Colomba
Opaco - RAL 5014**
Cod. 4P




**Grigio Chiaro
Opaco**
Cod. 8N



**Grigio Cenere - Ral
7021**
Cod. G1




Grigio Martellato
Cod. 32




Rame Martellato
Cod. J4


FINISHES



Wall Finished
Cod. 6B



Satinato
Cod. AS



Specchio
Cod. IS

RAL



Altri colori RAL (previa fattibilità)
Cod. ALTRIRAL

I colori rappresentati in questa cartella non sono da considerarsi impegnativi. I diversi processi tecnologici di verniciatura ed i materiali utilizzati per la realizzazione possono non avere una perfetta corrispondenza cromatica con il prodotto consegnato. L'azienda Irsap si riserva la facoltà di apportare in qualsiasi momento tutte le modifiche necessarie per il miglioramento del prodotto.