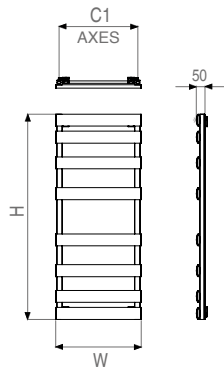
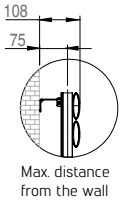
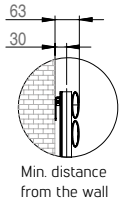
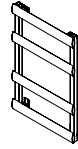


BEGONIA

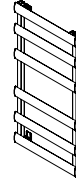
BEGONIA I



PIPE CENTERS : 460 mm
RADIATOR DEPTH : 63-108 mm



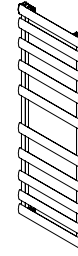
4 Tube
750X500



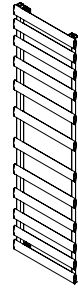
6 Tube
1000X500



8 Tube
1200X500



10 Tube
1500X500



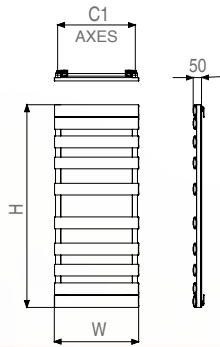
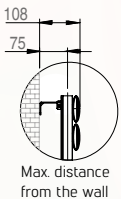
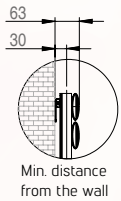
12 Tube
1750X500

SPCS.

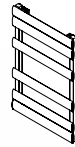
TUBE WIDTH
70 mm

WIDTH (W) mm	HEIGHT (H) mm	NUMBER OF TUBES	HEAT CAPACITY $\Delta T=50$ (20°C)			HEAT CAPACITY $\Delta T=60$ (20°C)			WATER CAPACITY lt	WEIGHT Kg	HEATING SURFACE AREA m ²
			kcal/h	watt	btu	kcal/h	watt	btu			
500	750	4	196	228	776	249	290	988	3.8	4.4	0.90
500	1000	6	293	341	1165	374	435	1483	5.5	6.2	1.30
500	1200	8	391	455	1553	498	579	1977	7.3	7.8	1.70
500	1500	10	489	569	1941	623	724	2471	9.1	9.8	2.10
500	1750	12	587	683	2329	747	869	2965	10.9	11.6	2.50

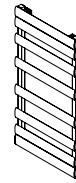
BEGONIA II



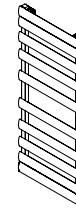
PIPE CENTERS : 460 mm
RADIATOR DEPTH : 63-108 mm



6 Tube
750X500



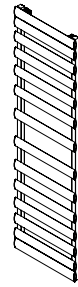
8 Tube
1000X500



10 Tube
1200X500



12 Tube
1500X500




14 Tube
1750X500

SPCS.

TUBE WIDTH
70 mm

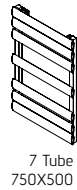
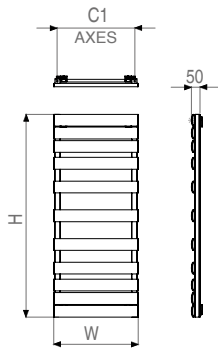
WIDTH (W) mm	HEIGHT (H) mm	NUMBER OF TUBES	HEAT CAPACITY $\Delta T=50$ (20°C)			HEAT CAPACITY $\Delta T=60$ (20°C)			WATER CAPACITY lt	WEIGHT Kg	HEATING SURFACE AREA m ²
			kcal/h	watt	btu	kcal/h	watt	btu			
500	750	6	293	341	1165	374	435	1483	5.4	5.4	1.17
500	1000	8	391	455	1553	498	579	1977	7.2	7.2	1.57
500	1200	10	489	569	1941	623	724	2471	8.9	8.9	1.94
500	1500	12	587	683	2329	747	869	2965	10.7	10.8	2.35
500	1750	14	685	796	2717	872	1014	3460	12.5	12.6	2.74



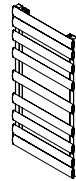
For the installation



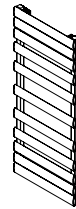
Scan and watch the video.



7 Tube
750X500



9 Tube
1000X500



11 Tube
1200X500

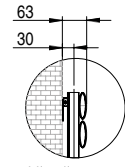


13 Tube
1500X500

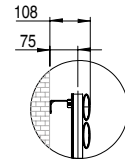


15 Tube
1750X500

BEGONIA III



Min. distance
from the wall



Max. distance
from the wall

SPECS.

TUBE WIDTH
70 mm

WIDTH (W)	HEIGHT (H)	NUMBER OF TUBES	HEAT CAPACITY $\Delta T=50$ (20°C)			HEAT CAPACITY $\Delta T=60$ (20°C)			WATER CAPACITY lt	WEIGHT Kg	HEATING SURFACE AREA m ²
			kcal/h	watt	btu	kcal/h	watt	btu			
500	750	7	342	398	1359	436	507	1730	6.2	5.9	1.34
500	1000	9	440	512	1747	560	652	2224	8.0	7.7	1.73
500	1200	11	538	626	2135	685	797	2718	9.7	9.4	2.11
500	1500	13	636	739	2523	810	941	3212	11.5	11.4	2.51
500	1750	15	734	853	2911	934	1086	3707	13.3	13.2	2.90

BEGONIA