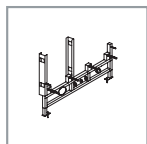
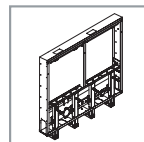


# G-FULL 120



**YXGZ01**  
STAFFA SPECIALE  
REVERSIBILE INCASSO  
PER PARETI IN MURATURA  
  
SPECIAL REVERSIBLE BUILT IN  
BRACKET BRICK WALL



**YXSN01**  
STAFFA SPECIALE DX / SX  
PER PARETI IN CARTONGESSO  
  
SPECIAL RIGHT / LEFT BRACKET  
FOR PLASTERBOARD WALL



VERSIONE MONOFORO  
O SENZA FORO

ONE-HOLE OR  
HOLE-LESS VERSION




**Y1FF01** ✓  
SEDILE FRENATO  
A SGANCIO RAPIDO  
  
SOFT CLOSE - TAKE OFF  
SEAT COVER

**4,5 lt**  
*Hatria*  
VASO SCARICO  
UTILE 4,5 LT  
  
WC, EFFECTIVE  
FLUSH 4.5 LT

**EASY  
INSTALL**

INSTALLAZIONE FACILE  
CASSETTO

EASY CISTERN  
INSTALLATION



VERSIONE VASO DX/SX  
RH/LH TOILET PAN VERSION

**DX  
SX  
UNIVERSAL**

**YXH901**  
CASSETTO CONTENITORE  
120 DX/SX UNIVERSALE  
  
UNIVERSAL R/L 120 CABINET