

VIOLET



ALUMINIUM



MAX. OPERATING PRESSURE 10 BAR



5 YEARS WARRANTY

RADIATOR SPECS.

DEPTH FROM THE WALL	: 78-108 mm
RADIATOR DEPTH	: 50 mm
RADIATOR WIDTH	: (No of Sections x 75 mm)-5 mm
CONNECTION DIAMETER	: 1/2"
PIPE CENTERS FROM THE WALL	: 45-75 mm (Can be altered up to max. 125 mm on specific requests.)
VERTICAL PIPE CENTER / (C2)	: Radiator Height -40 mm
HORIZONTAL PIPE CENTER / (C1)	: Radiator Width+90 mm
(Valid for Tempo valves. "+90" value will vary for different valves)	

SECTION SPECS.

SECTION WIDTH
75 mm

HEIGHT	VERTICAL PIPE CENTER (C2)	HEAT CAPACITY PER SECTION ΔT = 30 (20°C)			HEAT CAPACITY PER SECTION ΔT = 50 (20°C)			HEATED SURFACE PER SECTION	VOLUME PER SECTION	WEIGHT PER SECTION
		mm	mm	btu/h	kcal/h	watt	btu/h			
290	250	61	15	18	120	30	35	0.87	0.08	0.51
390	350	79	20	23	156	39	46	0.91	0.10	0.62
450	410	90	23	26	177	45	52	0.93	0.12	0.69
500	460	99	25	29	194	49	57	0.95	0.13	0.74
540	500	106	27	31	208	52	61	0.97	0.13	0.79
600	560	116	29	34	228	57	67	0.99	0.14	0.85
750	710	141	35	41	276	70	81	1.05	0.17	1.02
840	800	155	39	45	305	77	89	1.08	0.19	1.12
900	860	165	42	48	324	82	95	1.10	0.20	1.18
1000	960	181	45	53	354	89	104	1.14	0.22	1.29
1250	1210	219	55	64	429	108	126	1.24	0.27	1.57
1500	1460	255	64	75	500	126	147	1.33	0.32	1.84
1750	1710	291	73	85	569	143	167	1.43	0.37	2.12
1800	1760	298	75	87	582	147	171	1.45	0.38	2.17
2000	1960	325	82	95	635	160	186	1.53	0.42	2.39
2250	2210	358	90	105	700	176	205	1.62	0.46	2.67

WIDTH PER SECTION

4	5	6	7	8	9	10	11	12	13	14	15	16	17	18	19	20	21	22	23	24	25	26	27	28	29	30	31	32	33	34	35	36	37	38	39	40	No. of Sections
295	370	445	520	595	670	745	820	895	970	1045	1120	1195	1270	1345	1420	1495	1570	1645	1720	1795	1870	1945	2020	2095	2170	2245	2320	2395	2470	2545	2620	2695	2770	2845	2920	2995	(W) Width (mm)
385	460	535	610	685	760	835	910	985	1060	1135	1210	1285	1360	1435	1510	1585	1660	1735	1810	1885	1960	2035	2110	2185	2260	2335	2410	2485	2560	2635	2710	2785	2860	2935	3010	3085	(C1) HORIZONTAL PIPE CENTERS (mm)

STANDARD COLOURS



WHITE
RAL 9016



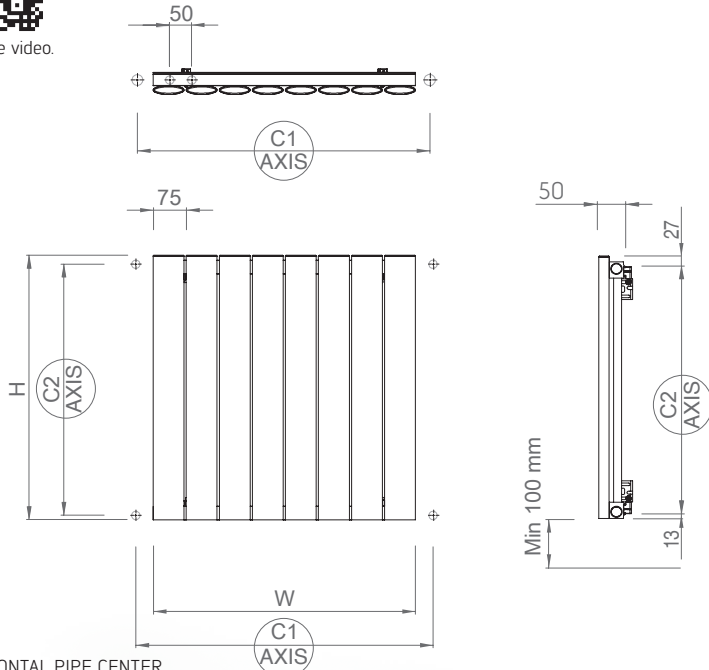
BLACK
RAL 9005

For the installation



Scan and watch the video.

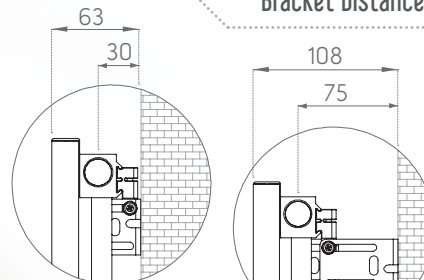
Dimensions



- (C1) HORIZONTAL PIPE CENTER
- (C2) VERTICAL PIPE CENTER
- (H) HEIGHT
- (W) WIDTH

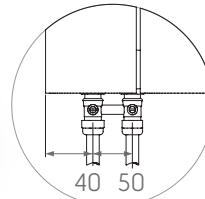


Bracket Distance



Min. distance from the wall

Max. distance from the wall



Compact Ventil

VIOLET