

EASTON

Easton 24" Double Metal Towel Bar

EATB24



SHOWN IN EASTON 24" DOUBLE METAL TOWEL BAR| EATB24

TECHNICAL DETAILS

Escutcheon Primary Material: Brass
Horizontal Rail Material: Metal
Depth / Width: 5 1/2"
Height: 3 1/2"
Installation Type: Wall Mounted
Length: 24"
Primary Material: Brass
Suggested Application: Bath

INSPIRATION

Drawing on Edwardian style, Easton is the most extensive Waterworks family; a range of moods and a selection of products from fittings to furniture.


PRODUCT FEATURES

Brass metal is used for all accessory components

The manufacturing process encompasses casting, turning, forging, hand-fitting and hand polishing. Easton has a clean-lined utilitarian profile, with a slightly elongated spout.

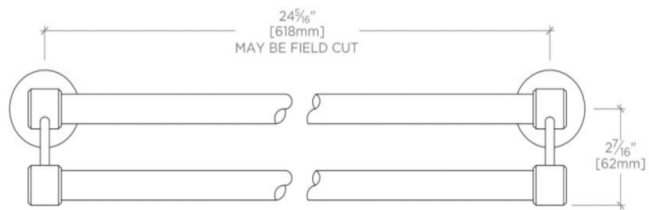


Easton 24" Double Metal Towel Bar



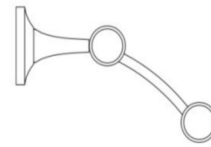
TOP VIEW

SCALE: 3"=1'-0"



FRONT VIEW

SCALE: 3"=1'-0"



SIDE VIEW

SCALE: 3"=1'-0"