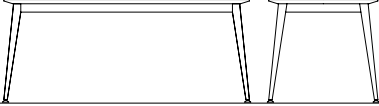

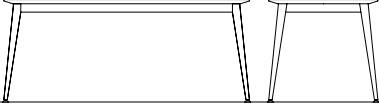



# DON MESAS FIJAS Y EXTENSIONES

<b>1</b>	<p><b>MESA FIJA</b> FIXED TABLE TABLE FIXE</p> <p>—</p>	 <p>H 750 LxP 1300X900/1500X900/1800X1000/2000X1000</p>	
<b>2</b>	<p><b>MESA EXTENSIBLE</b> EXTENDABLE TABLE TABLE EXTENSIBLE</p> <p>—</p>	 <p>Cerrada / Closed / Fermée (0)</p> <p>H 750 LxP (0) 1300X900 1500x900 1800x1000 2000X1000</p>	 <p>Abierta / Open / Ouvert (1)      Abierta / Open / Ouvert (2)</p> <p>—</p> <p>H 750                                      H 750 LxP (1) 1800x900                      LxP (2) - 2000x900                                      - 2300x1000                                      2800x1000 2500x1000                                      3000x1000</p>

## ACABADOS / FINISHES / FINITIONS

### MESAS

**ESTRUCTURA** Aceros: epoxy.

**ENCIMERA** Maderas: hayas tintadas y hayas lacadas y robles.

### TABLES

**FRAME** Steels: epoxy.

**TABLETOP** Woods: stained beechs, lacquered beechs and oaks. Plywood laminate. Porcelains.

### TABLES

**STRUCTURE** Aciers: époxy.

**PLATEAU** Bois: hêtres teintés, hêtres laqués et chênes. Laminés multiplis. Grès-cérames.