





STUA


Продажа дизайнерской мебели, света и аксессуаров по всей России
8 (800) 500-70-36
Sapporo with fix aluminium base
hello@barcelonadesign.ru
www.barcelonadesign.ru 6104

 White base: +W
Indicate cable managed unit quantity: 0 - 1
Select 0 - 1 pair of doors below (optional)


SAPPORO 1 UNIT
Sapporo with aluminium wheeled base
Indicate cable managed unit quantity: 0 - 1
Select 0 - 1 pair of doors below (optional)

 SAPPORO 2 UNITS
Sapporo with fix aluminium base
White base: +W
Indicate cable managed unit quantity: between 0 - 2
Select 0 - 2 pair of doors below

SAPPORO 2 UNITS
Sapporo with aluminium wheeled base
Indicate cable managed unit quantity: between 0 - 2
Select 0 - 2 pair of doors below

 SAPPORO 3 UNITS
Sapporo with fix aluminium base
White base: +W
Indicate cable managed unit quantity: between 0 - 3
Select 0 - 3 pairs of doors below

SAPPORO 4 UNITS
Sapporo with fix aluminium base
White base: +W
Indicate cable managed unit quantity: between 0 - 4
Select 0 - 4 pairs of doors below

 SAPPORO 5 UNITS
Sapporo with fix aluminium base
White base: +W
Indicate cable managed unit quantity: between 0 - 5
Select 0 - 5 pairs of doors below

SAPPORO 6 UNITS
Sapporo with fix aluminium base
White base: +W
Indicate cable managed unit quantity: between 0 - 6
Select 0 - 6 pairs of doors below


DOORS (1 set = 2 doors)

								
CODE	CODE	CODE	CODE	CODE	CODE	CODE	CODE	CODE
6004	6000	6006	6002	6007	6008	6005	6003	6001

Each unit comes with guides for the sliding doors.

SAPPORO COMPONENTS	CODE
Fix base lacquered in aluminium	SAB
Fix base lacquered in white	SWB
Steel wheeled base lacquered in aluminium	SAR
Top flat white part	SAS
Unit, body	SAC
Unit, body unit with cable management 2 holes	SACE

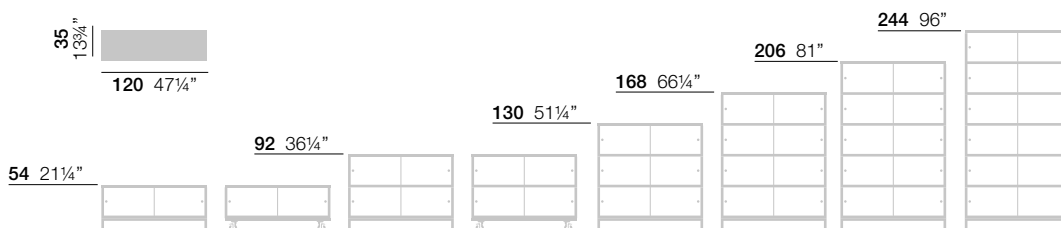
CABLE MANAGEMENT



Unit with two holes for the cable management.

The units or bodies can be added to an existing Sapporo. Just take off the top, add the new unit, and put the top again.
Sapporo with castors available only up to 2 levels.

DIMENSIONS



Inside dimensions: Height = 350 mm / Width = 1140 mm / Depth = 313 mm / Thickness of material = 30 mm
Castors of grey color 25mm, Ø 75 mm / Height of metallic base = 130 mm

PACKING

BOX 1 = 1 base + 1 top:

Size: 125 x 37 x 17 cm
Volume: 0,08 m³
Weight: 16 kg.



SOME ASSEMBLY REQUIRED

BOX 2 = 1 body unit:

Size: 120 x 39 x 9 cm
Volume: 0,043 m³ / Weight: 41 kg.

BOX 3 = 1 or 2 door pairs:

Size: 42 x 62 x 7 cm
Volume: 0,02 m³ / Weight: max. 4 kg.