

HENRY

Henry Handshower On Hook with Metal Handle

HNHS01



SHOWN IN HENRY HANDSHOWER ON HOOK WITH METAL HANDLE| HNHS01

TECHNICAL DETAILS

ADA Compliance: Yes
 Adjustable versus Fixed Spray: Fixed Spray
 Diameter of Head: 1 7/8"
 Escutcheon Primary Material: Brass
 Fittings Hole Diameter: 1 1/4"
 Flow Restriction Options: 2.5, 2.2, 2.0, 1.75, 1.5, 0.92
 Handshower / Spray Hose Length: 59"
 Depth / Width: 3 1/2"
 Height: 7 5/8"
 Inlet Connection Size: 1/2"
 Inlet Connection Type: Female NPT
 Installation Type: Wall Mounted
 Integrated Diverter: N
 Length: 4 1/16"
 Pivot: N
 Primary Material: Brass
 Suggested Application: Bath
 Water Pressure Maximum: 85.0 psi
 Water Pressure Minimum: 20.0 psi
 Water Pressure Recommended: 45.0 psi

INSPIRATION

Influenced by the connection of industry and art Henry easily transitions between modern, traditional, utilitarian and classic settings.

CODES & STANDARDS

Code # HNHS01X: Complies with ASME A112.18.1/CSA B125.1, ASTM E 1621-05, ANSI A117.1 ADA. Certified with IAPMO, cUPC, CEC & State of MA

PRODUCT FEATURES

Brass material is used for components

This handshower offers a refine or compact look in the shower.

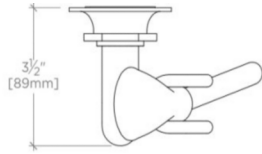
Stocked in 2.5gpm (9.5 L/min) and 1.75gpm (6.6 L/min). State of California requires 1.75gpm (6.6 L/min) to comply with their water conservation requirements. Other flow options are available to order, contact your sales associate or call 1 (800) 899-6757 for details



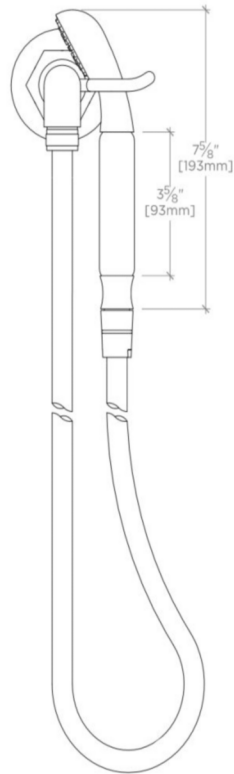
HENRY

HNHS01

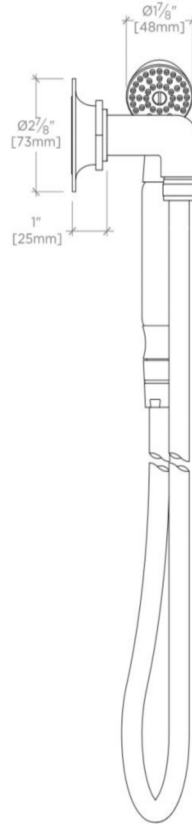
Henry Handshower On Hook with Metal Handle



TOP VIEW SCALE: 3"=1'-0"



FRONT VIEW SCALE: 3"=1'-0"



SIDE VIEW SCALE: 3"=1'-0"