

I tagli rompono la forma e la rendono funzionale all'uso ma soprattutto ne accentuano il valore percepito rendendola tridimensionale e scultorea. La luce e le ombre rivelano una spiritualità intrinseca all'oggetto. Sequenze è fornito con l'innovativo sistema di collegamento idraulico a scomparsa installato direttamente in azienda. Disponibile in due modelli, Sequenze S e Sequenze L, con due potenze termiche.



Sequenze, altezza 1735 mm, larghezza 500 mm, Nero - RAL 9005

## Caratteristiche costruttive

piastra radiante  
filettature da 1/2" gas destra  
pressione di esercizio massima ammessa 4 bar  
temperatura di esercizio massima ammessa 95°C

## Dotazione di serie

innovativo sistema di collegamento idraulico a scomparsa, installato sul prodotto, completo di raccordi per allacciamento con tubi rame (diametri 12, 14 e 15 mm) e multistrato (14 sp. 2 e 16 sp. 2)  
sistema per fissaggio a muro incorporato alla colonna del prodotto  
valvola sfiato

## Certificazioni



## Plus



## Dati tecnici

| Modello         | Profondità (mm) | Altezza (mm) | Larghezza (mm) | Interasse (mm) | Peso (kg) | Capacità (lt) | $\Delta t=50^{\circ}\text{C}$ (kcal/h) | $\Delta t=50^{\circ}\text{C}$ (Watt) | $\Delta t=40^{\circ}\text{C}$ (Watt) | $\Delta t=30^{\circ}\text{C}$ (Watt) | $\Delta t=20^{\circ}\text{C}$ (Watt) | Esponente |
|-----------------|-----------------|--------------|----------------|----------------|-----------|---------------|--|--------------------------------------|--------------------------------------|--------------------------------------|--------------------------------------|-----------|
| SEQUENZE S 90,0 |                 | 845          | 500            | 50             | 16,20     | 0,80          | 332,0                                  | 386,0                                | 294,0                                | 206,0                                | 126,0                                | 1,225     |
| SEQUENZE L 90,0 |                 | 1735         | 500            | 50             | 32,20     | 1,70          | 635,0                                  | 738,0                                | 560,0                                | 392,0                                | 238,0                                | 1,236     |

(\*) Grazie alle elevate prestazioni dei radiatori Sequenze, il  $\Delta t$  ideale per la progettazione a bassa temperatura è  $30^{\circ}\text{C}$


Per  $\Delta t$  diversi da  $50^{\circ}\text{C}$  utilizzare la formula:  $Q=Q_n (\Delta t / 50)^n$

### Dotazione di serie

- innovativo sistema di collegamento idraulico a scomparsa, installato sul prodotto, completo di raccordi per allacciamento con tubi rame (diametri 12, 14 e 15 mm) e multistrato (14 sp. 2 e 16 sp. 2)
- sistema per fissaggio a muro incorporato alla colonna del prodotto
- valvola sfiato


## Colori e finiture

### STANDARD



**Bianco Standard**  
Cod. 01

### CLASSIC




**Bianco Edelweiss**  
Cod. 34



**Avorio - RAL 1013**  
Cod. 02




**Beige Cream**  
Cod. 26




**Giallo - RAL 1021**  
Cod. 04




**Giallo Melone -  
RAL 1028**  
Cod. E7




**Arancio - RAL 2004**  
Cod. 17



**Marrone Ruggine -  
RAL 8004**  
Cod. E1



**Marrone - RAL 8017**  
Cod. 09




**Amaranto - RAL  
3003**  
Cod. 06




**Rosso - RAL 3000**  
Cod. 05



**Rosso Fragola -  
RAL 3018**  
Cod. Y3




**Rosa - RAL 3015**  
Cod. R2



**Lilla Bluastro - RAL  
4005**  
Cod. R3




**Porpora Traffico -  
RAL 4006**  
Cod. R6



**Verde Bosco - RAL  
6005**  
Cod. 19




**Verde Erba - RAL  
6018**  
Cod. N3




**Verde Salvia - RAL  
6021**  
Cod. E6




**Blu Pastello - RAL  
5024**  
Cod. G7



**Grigio Manhattan**  
Cod. 03




**Nero - RAL 9005**  
Cod. 10




**Deep Blue**  
Cod. 2F


### SPECIAL



**Bianco Perla**  
Cod. 16




**Quartz 1**  
Cod. 1C




**Sablé**  
Cod. Y4



**Quartz 2**  
Cod. 2C



**Sunstone**  
Cod. 2D




**Bruno Tabacco**  
Cod. 1B




**Flame Red**  
Cod. 7D




**Purple Blue**  
Cod. 1D




**Azurite 3**  
Cod. 6C




**Grigio Medio**  
Cod. 4D




**Grigio Titanio  
Metallizzato - RAL  
9023**  
Cod. L3




**Grigio Perla**  
Cod. L6




**Nero Grafite**  
Cod. 18




**Grigio Quarzo**  
Cod. 31




**Nero Satinato**  
Cod. 30




**Bianco Opaco**  
Cod. J8




**Nero Opaco**  
Cod. K1




**Agave**  
Cod. 9N




**Blu Baltico**  
Cod. 1P




**Ghiaccio**  
Cod. 3P



**Blu Colomba  
Opaco - RAL 5014**  
Cod. 4P




**Grigio Chiaro  
Opaco**  
Cod. 8N



**Grigio Cenere - Ral  
7021**  
Cod. G1



**Grigio Martellato**  
Cod. 32



**Rame Martellato**  
Cod. J4

## RAL



**Altri colori RAL (previa fattibilità)**  
Cod. ALTRIRAL

I colori rappresentati in questa cartella non sono da considerarsi impegnativi. I diversi processi tecnologici di verniciatura ed i materiali utilizzati per la realizzazione possono non avere una perfetta corrispondenza cromatica con il prodotto consegnato. L'azienda Irsap si riserva la facoltà di apportare in qualsiasi momento tutte le modifiche necessarie per il miglioramento del prodotto.