

Features

- Textured floor pattern.
- Corner installation.
- Coordinates with other products in the Memoirs collection.

Material

- Acrylic.

Installation

- Left drain.

Recommended Products/Accessories

- K-9132 Shower Drain
- K-23726 Drain treatment
- K-23732 Tub & shower cleaner



Codes/Standards









- ASME A112.19.1/CSA B45.2
- CSA B45.5/IAPMO Z124
- ASTM E162
- ASTM E662

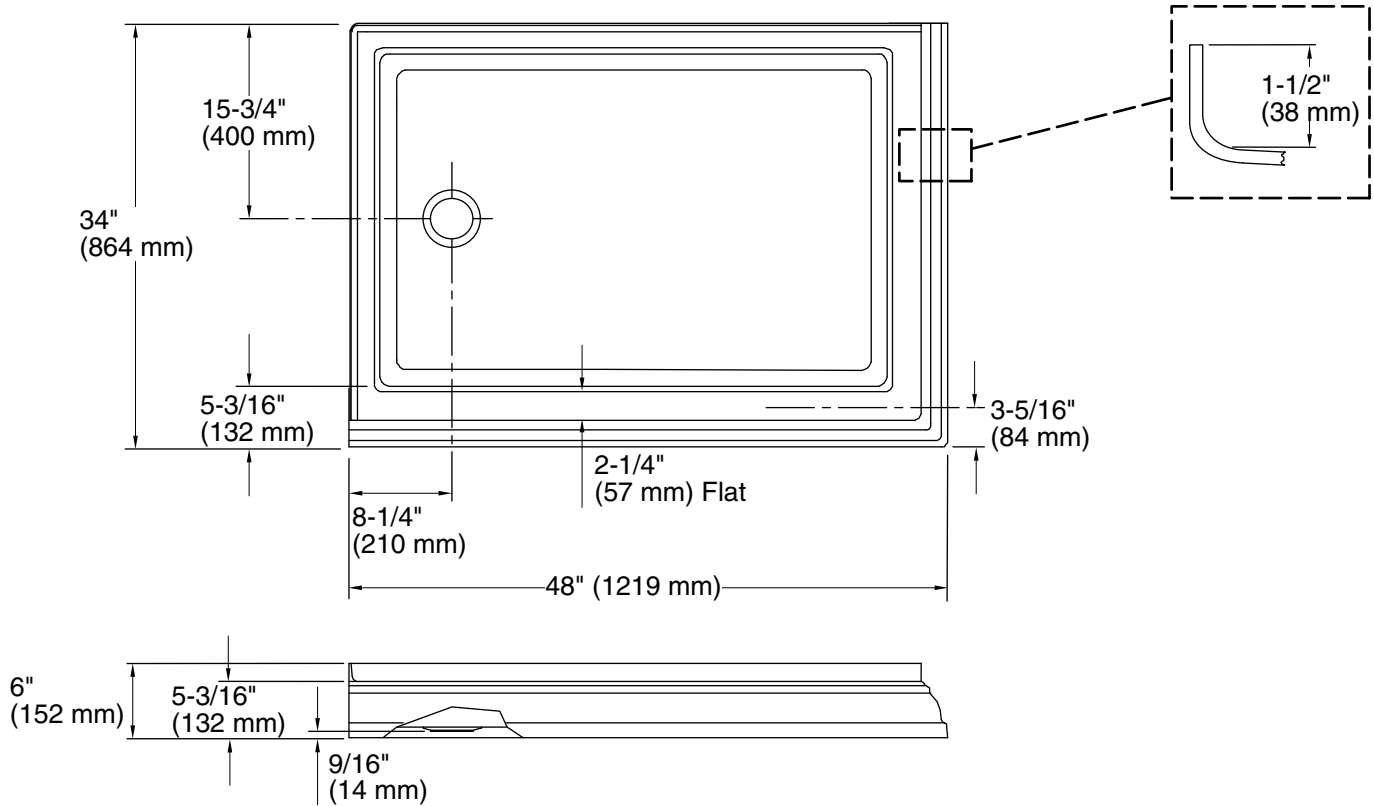
KOHLER® Plastic Baths and Receptors Lifetime Limited Warranty

See website for detailed warranty information.

Available Colors/Finishes

Color tiles intended for reference only.

Color	Code	Description
	0	White
	96	Biscuit
	47	Almond
	NY	Dune
	95	Ice™ Grey
	33	Mexican Sand™
	58	Thunder™ Grey
	7	Black Black™



Technical Information

All product dimensions are nominal.

Installation:	Corner
Drain location:	Left
Weight:	36 lbs (16.3 kg)
Minimum floor load:	20 lbs/ft ² (97.6 kg/m ²)

Notes

- Measure your actual product for rough-in details.
- Install this product according to the installation instructions.
- Shimming may be required to level the fixture.
- Shimming between stud frame and fixture may be required.
- Stud opening tolerance is + 1/4" (6 mm), - 0" (0 mm).