

Features

- 9-3/4" non-diverter spout with 1/2" NPT connection.
- Coordinates with Loure faucets, accessories, and showering components to complete your bathroom.

Material

- Premium metal construction for durability and reliability.
- KOHLER finishes resist corrosion and tarnishing.

Installation

- Wall-mount.

Recommended Products/Accessories

K-23723 Faucet cleaner



Codes/Standards




ASME A112.18.1/CSA B125.1

KOHLER® Faucet Lifetime Limited Warranty

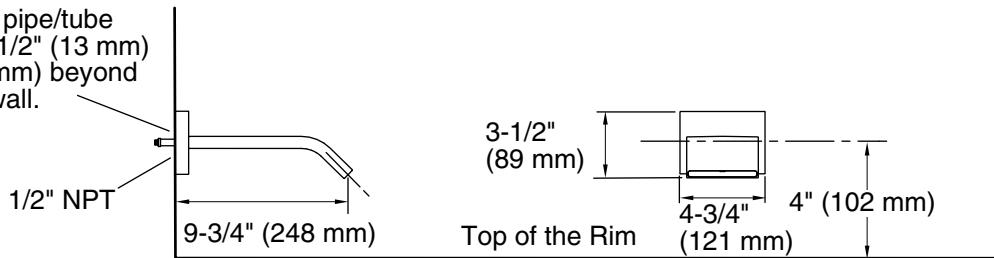
See website for detailed warranty information.

Available Colors/Finishes

Color tiles intended for reference only.

Color	Code	Description
	CP	Polished Chrome
	SN	Vibrant® Polished Nickel
	BN	Vibrant® Brushed Nickel

The included pipe/tube must extend 1/2" (13 mm) - 11/16" (17 mm) beyond the finished wall.



Technical Information

All product dimensions are nominal.

Drain included: No

Notes

Install this product according to the installation guide.

Cap the shower outlet if the deck-mounted spout, diverter, or handshower is connected to the spout outlet.

Install straight pipe or tube drop of 7" (178 mm) to 18" (457 mm) with single elbow between the valve and the wall-mount spout. Elbow must be a 90 degree drop ell that is secured to rigid framing.