

WATERWORKS

JULIA

JUPB31

Julia Pressure Balance Control Valve Trim with Metal Lever Handle



SHOWN IN JULIA PRESSURE BALANCE CONTROL VALVE TRIM WITH METAL LEVER HANDLE | JUPB31

TECHNICAL DETAILS

ADA Compliance: Yes
Control Valve Rough-in Depth Maximum: 3"
Control Valve Rough-in Depth Minimum: 2 1/4"
Diverter Valve Rough-in Depth Maximum: 2 5/8"
Diverter Valve Rough-in Depth Minimum: 2 1/4"
Escutcheon Primary Material: Brass
Index Color / Finish and Material: Architectural Bronze
Depth / Width: 2 1/2"
Height: 6 1/2"
Index Marking: Blank
Integrated Diverter: N
Length: 6"
Number of Handles: One
Primary Material: Brass
Suggested Application: Bath

INSPIRATION

An interpretation of 1920s French country, Julia speaks to decoration and intricate design displayed through beautifully composed turnings. These details embody the robust, signature high profile spout enabling Julia to transition fluidly from informal to formal environments.

CODES & STANDARDS

Code # JUSV31: ASME A112.18.1 / CSA B125.1, State of MA

PRODUCT FEATURES

Metal lever handle
Single handle control to switch water on and adjust temperature.
Stocked in Chrome, Nickel, Matte Nickel, and Unlacquered Brass
Requires rough valve, sold separately: GUPB81 (US) / GU81PB(UK)

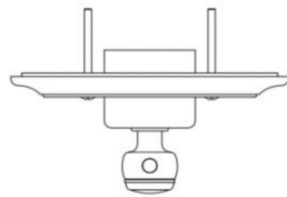
PRODUCT (NOTES)

Required valve GUSV81R sold separately.

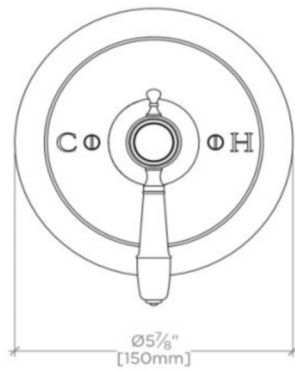
JULIA

JUPB31

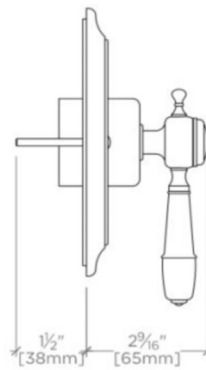
Julia Pressure Balance Control Valve Trim with Metal Lever Handle



TOP VIEW SCALE: 3"=1'-0"



FRONT VIEW SCALE: 3"=1'-0"



SIDE VIEW SCALE: 3"=1'-0"