

JULIA

Julia Volume Control Valve Trim with Metal Cross Handle

JUVC34



SHOWN IN JULIA VOLUME CONTROL VALVE TRIM WITH METAL CROSS HANDLE| JUVC34

TECHNICAL DETAILS

ADA Compliance: Yes
Control Valve Rough-in Depth Maximum: 3"
Control Valve Rough-in Depth Minimum: 1 3/4"
Diverter Valve Rough-in Depth Maximum: 2 5/8"
Diverter Valve Rough-in Depth Minimum: 2 1/4"
Escutcheon Primary Material: Brass
Index Color / Finish and Material: White Porcelain
Depth / Width: 3 1/4"
Height: 2 1/2"
Index Marking: Waterworks
Integrated Diverter: N
Length: 2 1/2"
Number of Handles: One
Primary Material: Brass
Suggested Application: Bath

INSPIRATION

An interpretation of 1920s French country, Julia speaks to decoration and intricate design displayed through beautifully composed turnings. These details embody the robust, signature high profile spout enabling Julia to transition fluidly from informal to formal environments.

CODES & STANDARDS

Code # JUSV34: ASME A112.18.1 / CSA B125.1, IAPMO/cUPC, State of MA

PRODUCT FEATURES

Metal cross handle with white porcelain index
Used to control water flow to a single waterway outlet such as a shower head, handshower, or tub spout
Stocked in Chrome, Nickel, Matte Nickel, and Unlacquered Brass
Requires rough valve, sold separately: GUV16 (US) / GU16VC (UK) or GUV17 (US) / GU17VC (UK)

CERTIFICATIONS



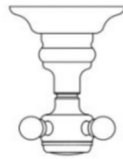
PRODUCT (NOTES)

Required Valves GUSV16 or GUSV17 sold separately.

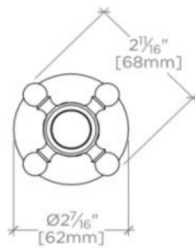
JULIA

JUVC34

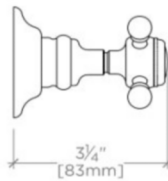
Julia Volume Control Valve Trim with Metal Cross Handle



TOP VIEW SCALE: 3"=1'-0"



FRONT VIEW SCALE: 3"=1'-0"



SIDE VIEW SCALE: 3"=1'-0"