

Features

- 6-1/2" diverter bath spout with 1/2" NPT connection.
- Coordinates with Alteo faucets, accessories, and showering components to complete your bathroom.

Material

- KOHLER finishes resist corrosion and tarnishing.
- Premium metal construction for durability and reliability.

Installation

- Wall-mount.
- NPT connection.

Recommended Products/Accessories

K-23723 Faucet cleaner



Codes/Standards




ASME A112.18.1/CSA B125.1
California Energy Commission (CEC)

KOHLER® Faucet Lifetime Limited Warranty

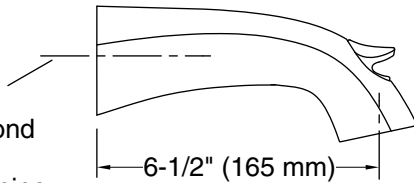
See website for detailed warranty information.

Available Colors/Finishes

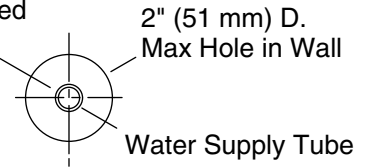
Color tiles intended for reference only.

Color	Code	Description
	CP	Polished Chrome
	BN	Vibrant® Brushed Nickel
	2BZ	Oil-Rubbed Bronze

For slip-fit spout, 5/8" OD tube must extend 5" (127 mm) beyond finished wall.
For threaded spout, 1/2" NPT pipe must extend 5" (127 mm) beyond finished wall.



Water supply tube must be centered with the hole.



Technical Information

All product dimensions are nominal.

Notes

Install this product according to the installation guide.