

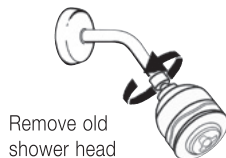


Shower Head Installation Instructions

Tools needed: Wrench (to remove old shower arm) and Plumber Tape

1. Preparations

Before you begin installation: Remove the old shower head from the shower arm. Remove any excess materials left on the threads of the shower arm and wrap Plumber Tape around the threads.

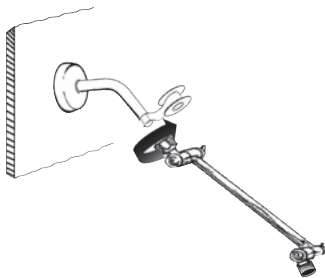


Remove old shower head

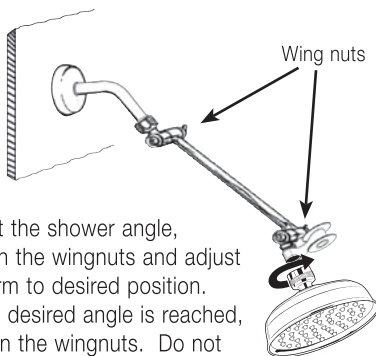
2. Installation

Wrap Plumber Tape around the threads on the shower arm and carefully hand-tighten the adjustable arm nut onto the shower arm clockwise. Position the adjustable arm straight (shown below). If the arm spins after tightening, use a wrench to tighten the nut until the arm is held in place.

DO NOT overtighten.



Wrap Plumber Tape around the threads on the adjustable arm and carefully hand-tighten the metal nut of the shower head clockwise onto the adjustable arm.



To set the shower angle, loosen the wingnuts and adjust the arm to desired position. When desired angle is reached, tighten the wingnuts. Do not overtighten.

For surface cleaning of parts, use water and soap. Dry with a soft cloth.

Note: Any other cleaning product not specifically designed for cleaning plastic or metal surfaces may damage the finish.

Lifetime Shower and Finish Limited Warranty: All parts and finishes of the Delta® showers are warranted to the original consumer purchaser to be free from defects in material & workmanship for as long as the original consumer purchaser owns their home. Delta Faucet Company recommends using a professional plumber for all installation & repair. Delta will replace, FREE OF CHARGE during the warranty period, any part or finish that proves defective in material and/or workmanship under normal installation, use & service. Replacement parts may be obtained by calling 1-800-345-DELTA (in the U.S. and Canada) or by writing to:

In the United States:
Delta Faucet Company
Product Service
55 E. 111th Street
Indianapolis, IN 46280

In Canada:
Masco Canada
Technical Service Centre
350 South Edgeware Rd. #4
St. Thomas, ON, N5P 4L1

This warranty is extensive in that it covers replacement of all defective parts and even finish, but these are only two things that are covered. LABOR CHARGES AND/OR DAMAGE INCURRED IN INSTALLATION, REPAIR OR REPLACEMENT AS WELL AS ANY OTHER KIND OF LOSS OR DAMAGES ARE EXCLUDED. Proof of purchase (original sales receipt) from the original consumer purchaser must be made available to Delta for all warranty claims. THIS IS THE EXCLUSIVE WARRANTY BY DELTA FAUCET COMPANY, WHICH DOES NOT MAKE ANY OTHER WARRANTY OF ANY KIND, INCLUDING THE IMPLIED WARRANTY OF MERCHANTABILITY.

This warranty excludes all industrial, commercial & business usage, whose purchasers are hereby extended a five year limited warranty from the date of purchase, with all other terms of this warranty applying except the duration of the warranty. This warranty is applicable to Delta® showers manufactured after January 1, 1995.

Some states/provinces do not allow the exclusion or limitation of incidental or consequential damages so the above limitation or exclusion may not apply to you. Any damage to this shower as a result of misuse, abuse or neglect, or any use of other than genuine Delta® replacement parts WILL VOID THE WARRANTY.

This warranty gives you specific legal rights, and you may also have other rights which vary from state/province to state/province. It applies only to Delta® showers installed in the United States of America, Canada, and Mexico.

© 2011 Masco Corporation of Indiana