

MANCHESTER

MRLVRW

Manchester Undermount Rectangular Vitreous China Lavatory Sink
22 1/8" x 16 3/16" x 5 15/16"



SHOWN IN MANCHESTER UNDERMOUNT RECTANGULAR VITREOUS CHINA LAVATORY SINK 22 1/8" X 16 3/16" X 5 15/16"

TECHNICAL DETAILS

ADA Compliance: When installed per ADA guidelines
Bottom Angle / Pitch: 3.0 degree_angle
Drain Hole Depth: 1 3/4"
Drain Hole Diameter: 1 3/4"
Depth / Width: 16 3/16"
Height: 5 15/16"
Installation Type: Undermount
Length: 22 1/8"
Material / Wall Thickness: 3/4"
Overflow Opening: Yes
Primary Material: Vitreous China
Suggested Application: Bath

INSPIRATION

Our handcrafted Manchester sinks have been made in US by the same family for more than fifty years. Each sink reflects decades of fine craftsmanship and attention to detail available only from a small studio. From warm white to cool and crisp, Manchester sinks are available in countless sizes and shapes.

PRODUCT FEATURES

This lavatory is made of vitreous china, which produces a strong, non porous, high gloss product
Hand crafted in the United States

PRODUCT (NOTES)

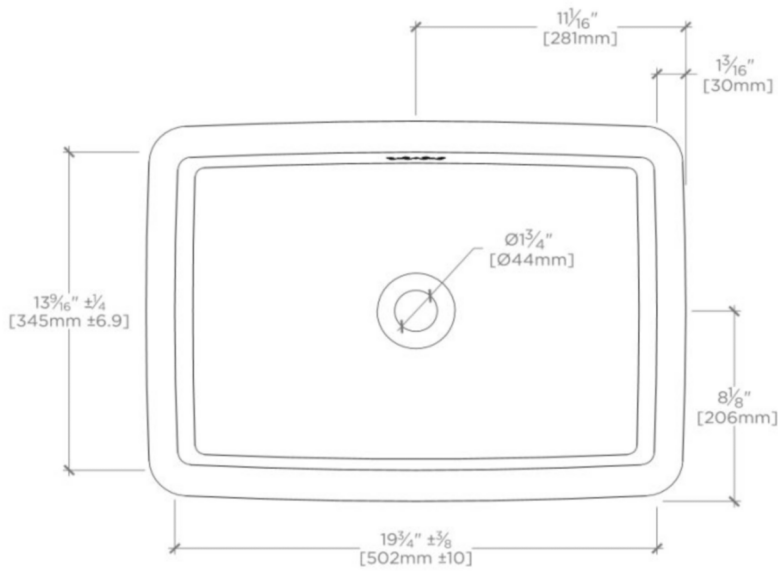
Dimensions of sinks are nominal and are subject to slight variations.

WATERWORKS

MANCHESTER

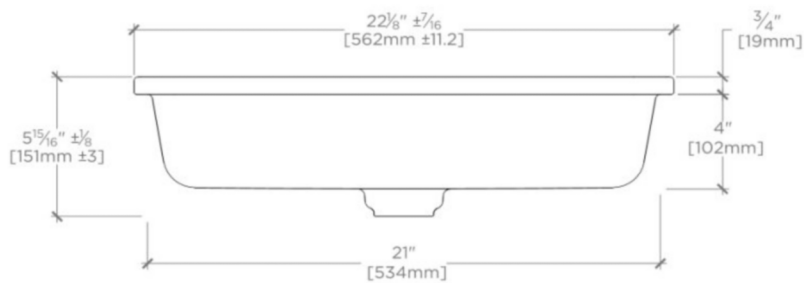
MRLVRW

Manchester Undermount Rectangular Vitreous China Lavatory Sink
22 1/8" x 16 3/16" x 5 15/16"



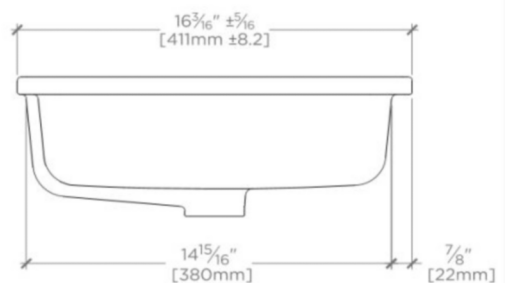
TOP VIEW

SCALE: 1¹/₂"=1'-0"



FRONT VIEW

SCALE: 1¹/₂"=1'-0"



SIDE VIEW

SCALE: 1¹/₂"=1'-0"

DIMENSIONAL TOLERANCE: +/- 2%