

MARLON

Marlon Wall Mounted Double Sconce with Glass Shade

MNLT02



SHOWN IN MARLON WALL MOUNTED DOUBLE SCONCE WITH GLASS SHADE| MNLT02

TECHNICAL DETAILS

Ambient / Task: Task
Bulb Base Size: E26
Bulb Type: 8.5" T10
Depth / Width: 3 7/16"
Height: 23 3/4"
Installation Type: Wall Mounted
Interior / Exterior Application: Interior Only
Junction Box Orientation: Any
Length: 3 15/16"
Number of Bulbs: Two
Orientation: Any
Primary Material: Brass
Safety Warnings: Do not exceed max wattage
Shade Finish: Shiny
Shade Material: Glass
Shade Shape: U-Bend
Voltage: 120
Wet / Dry: Damp or Dry

INSPIRATION

Inspired by mid-century Austrian and Swedish ice glass, Marlon's clean metal forms and heavily textured glass shades strike a harmonious balance. The sculptural glass filters light, sparking a warm glow throughout the home.

CODES & STANDARDS

UL and CUL

PRODUCT FEATURES

Piastra glass shades
Solid brass
Uses 60 Watt T10 Bulb(included)
UL and CUL Listed

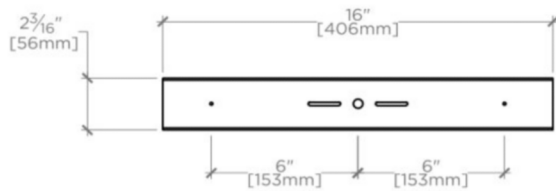
CERTIFICATIONS



MARLON

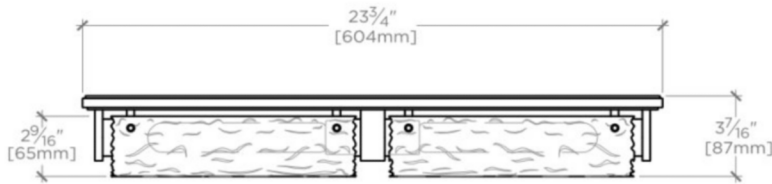
MNLT02

Marlon Wall Mounted Double Sconce with Glass Shade



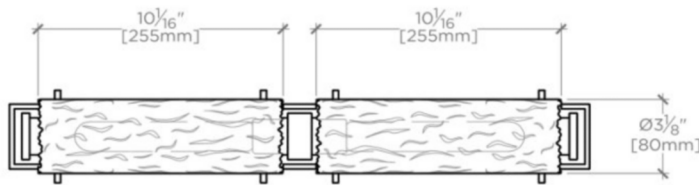
MOUNTING PLATE

SCALE: $1\frac{1}{2}$ "=1'-0"



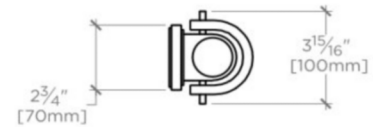
TOP VIEW

SCALE: $1\frac{1}{2}$ "=1'-0"



FRONT VIEW

SCALE: $1\frac{1}{2}$ "=1'-0"



SIDE VIEW

SCALE: $1\frac{1}{2}$ "=1'-0"