



## Wellworth® Classic

Toilet tank, 1.28 gpf

**K-4436**

### Features

- 1.28 gpf (4.8 lpf).
- Standard left-hand trip lever included.
- Combines with the K-4197 bowl to create a complete K-3577 Wellworth toilet.
- Combines with the K-5393 bowl to create a complete K-5296 Highline® toilet.
- Coordinates with other products in the Wellworth collection.

### Technology

- Single-flush gravity uses the force of gravity and a precision-engineered tank to create a strong siphon during flushing.
- KOHLER's canister flush valve harnesses the natural force of gravity and optimizes flushing performance.
- Class Five® flushing technology offers virtually plug-free performance and rinsing power for a clean bowl.

### Installation

- Supply line sold separately.

### Recommended Products/Accessories

K-4197 Round-Front Bowl

K-23726 Drain treatment



### Codes/Standards





ASME A112.19.2/CSA B45.1

### KOHLER® Toilets and Seats Limited Warranty

See website for detailed warranty information.

### Available Colors/Finishes

*Color tiles intended for reference only.*

Color	Code	Description
	0	White
	96	Biscuit
	47	Almond
	7	Black Black™



## Wellworth® Classic

Toilet tank, 1.28 gpf

**K-4436**

No image available.

This product is a component and not intended to be a standalone installation.

### Technical Information

All product dimensions are nominal.

Toilet type: Two-piece

Water Consumption

Full: 1.28 gpf (4.8 lpf)

### Notes

Install this product according to the installation instructions.