




INSTALLATION AND CARE & MAINTENANCE GUIDE
Installation guide

TOWEL HEATER (ELECTRIC)

Art. **5528E** (all models)

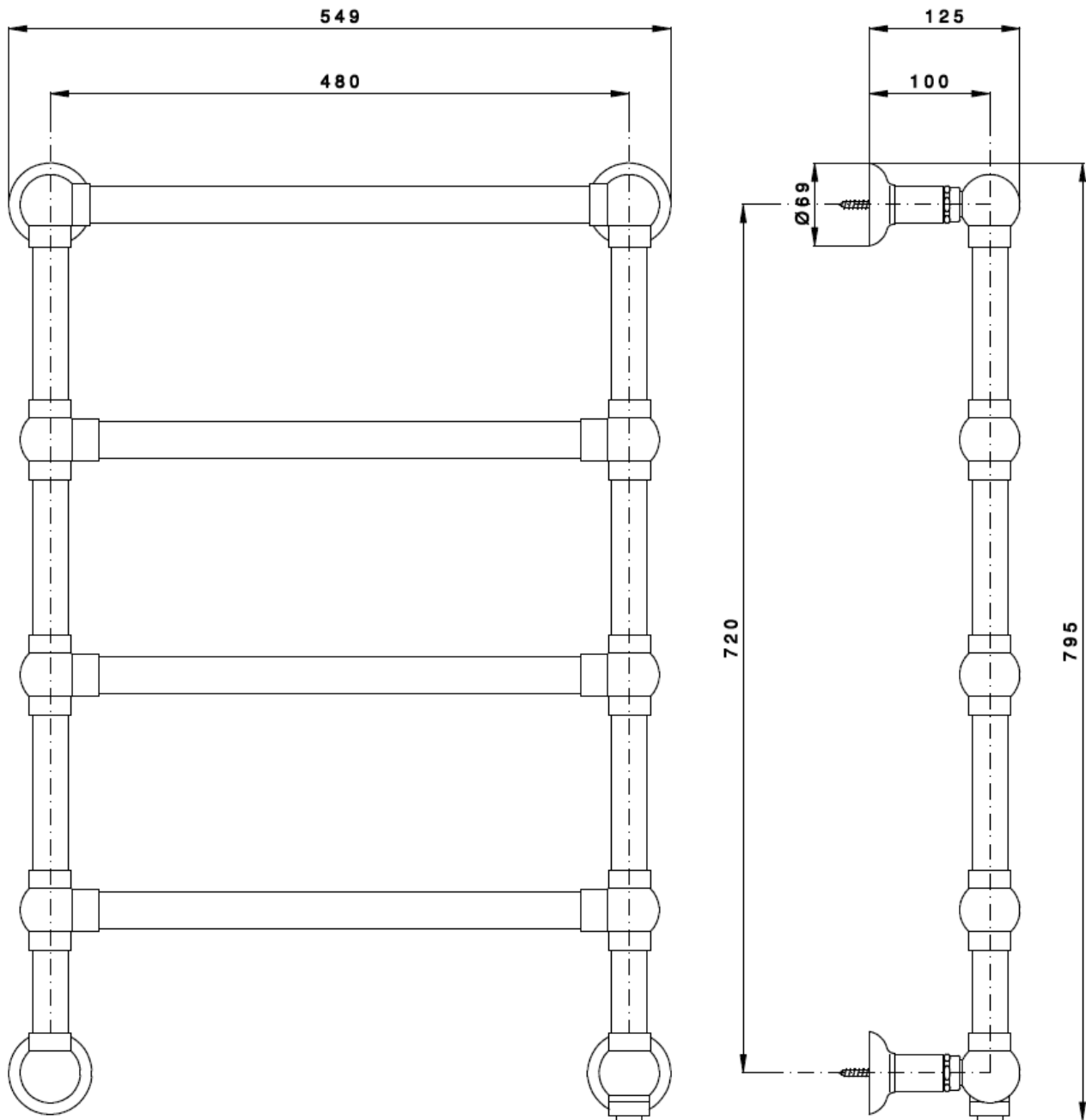


WARNING

Installation must be made by qualified installers only under the local electric rules and technical requirements

BEFORE USE

- ◆ Read the following instructions carefully before using the appliance (keep them, in case of any future need)..
- ◆ **Read and follow the SAFETY REGULATIONS.**




Technical information

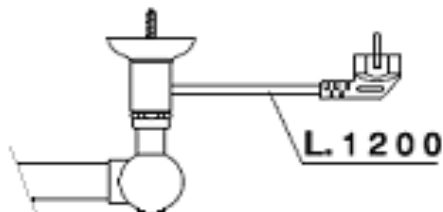
Material : DZR Brass
 Tube : diameter 30 x 1.5 mm.
 Assembly type : screwed (not welded)
 Height : 720 mm.
 Width : 480 mm.
 Fixing interaxis : 480 ± 15 mm.
 Weight : 8,200 Kg.
 Fixing system : with plugs and screws (provided)
 Heat Output : 50 Watt (according to EN 60529)
 Btu/h : 170
 Electric supply : 230/240 V
 Heating system : electric resistance only (without liquid)
 Maximum loaded weight : 3 Kg.

Finishings available : all Nicolazzi finishings
 Handles available : all Nicolazzi handles (on demand)

Electric supply



On demand : External left or right schuko plug





SAFETY REGULATIONS

- ◆ This appliance complies with the regulations 73/23/EC and 89/336/EC.
- ◆ Before inserting the plug into the socket, carefully check up that the voltage of your house power mains corresponds to the operating voltage indicated on the appliance plate.
- ◆ To be safe the towel drier should be connected to an electrical system with "EARTHING".
- ◆ Be sure the electric socket have a capacity enough to comply with the features of your towel warmer.
- ◆ Evaluate any risk due to the position of the cable: if necessary, pick it up and not keep it loose on the floor.
- ◆ Do not keep the appliance unattended, when it is connected to the electrical system.
- ◆ Do not disconnect the plug by pulling the cable.
- ◆ Do not disconnect the plug with wet hands.
- ◆ Disconnect the plug before any cleaning or maintenance and, in any case, after use.
- ◆ Do not use the towel drier with cable extensions, even if they're in very good conditions.
- ◆ Water can considerably increase the percentage of electric risk. Please take any useful precautionary measure in using electric appliances, if there are water or other fluids in the room.
- ◆ Never switch it on, when:
 - The appliance or the cable are damaged;
 - the towel drier fell down or got damaged.
- ◆ In these cases, send your appliance to the Producer's Technical Assistance Centre.
- ◆ Only skilled staff can repair this towel warmer.
- ◆ Faulty repairs can cause high risks to the users.
- ◆ When your towel drier does not work any more, dispose of it through the available proper channels.
- ◆ We are not liable for any damage, if the appliance was not correctly used or, in any case, if it was used not according the present instructions.

PLACING

Do not use your towel drier, if placed very next to tabs, showers, basins, swimming pools, etc.. In particular, the appliance shall be placed outside the area shown in the following drawing.

- ◆ Do not lay the cable on the warm towel drier.

