

Marchio / Brand ZUCCHETTI

Classe / Class DOCCE

SHOWER

Z92897





Soffioncino laterale a getto fisso. / Lateral shower head, simple jet.



Soffioncino laterale a getto fisso, per cabine doccia, con sistema anticalcare.

Lateral shower head, simple jet, for shower box, with anti-limescale system.

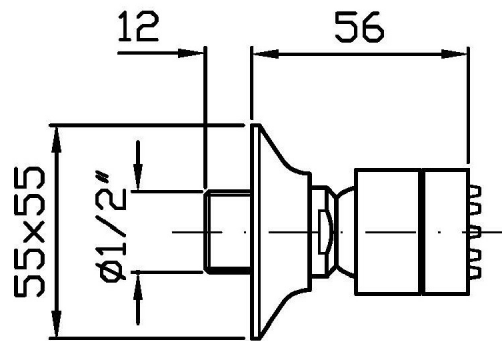
Finiture / Finishes

		C8		C40		C41
Cromo / Chrome	Nickel Lucido / Polished Nickel		Oro / Gold		Oro spazzolato / Brushed Gold	

SHOWER

Z92897

Disegno Complessivo / Overall Drawing

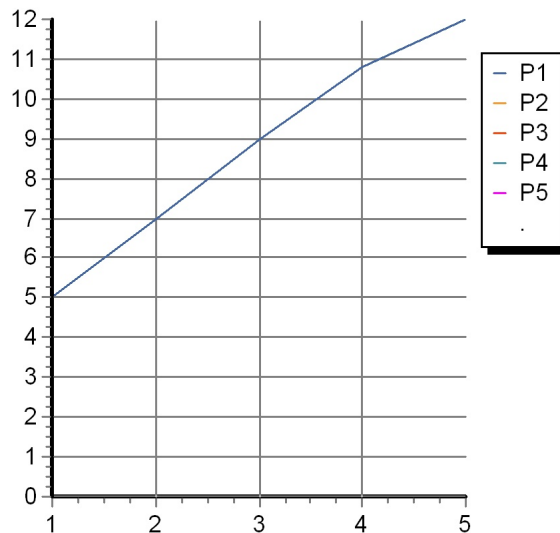


SHOWER

Z92897

Portate / Flowrates (lt/min)

PRESSIONE PRESSURE	1 BAR	2 BAR	3 BAR	4 BAR	5 BAR
SOFFIONE SHOWER HEAD <i>P1</i>	5	7	9	10,8	12
<i>P2</i>					
<i>P3</i>					
<i>P4</i>					
<i>P5</i>					



SHOWER

Z92897

Pesi e Misure / Weights and Sizes

Peso (Kg) Weight (lb)	0,36 (Kg)	0,79 (lb)
Volume test (dc3) - (in3)	0,55 (dc3)	33,56 (in3)
h (mm) - (in)	70,00 (mm)	2,76 (in)
L1 (mm) - (in)	80,00 (mm)	3,15 (in)
L2 (mm) - (in)	98,00 (mm)	3,86 (in)

