

## ORIEL

Oriel II Wall Mounted Single Arm Sconce with Glass Shade

WWLT36



SHOWN IN ORIEL II WALL MOUNTED SINGLE ARM SCONCE WITH GLASS SHADE| WWLT36

### TECHNICAL DETAILS

Ambient / Task: Ambient  
Bulb Base Size: E26  
Escutcheon Primary Material: Brass  
Bulb Type: A19  
Depth / Width: 5"  
Height: 16 7/16"  
Installation Type: Wall Mounted  
Interior / Exterior Application: Interior Only  
Length: 4 1/16"  
Number of Bulbs: Two  
Primary Material: Brass  
Safety Warnings: Do not exceed max wattage (120).  
Shade Material: glass  
Shade Shape: Rectangular  
Suggested Application: All Applications  
Voltage: 120V  
Wet / Dry: Damp or Dry

### INSPIRATION

Our Oriel sconce is inspired by Oriel windows popular in the Tudor period.

### CODES & STANDARDS

UL

### PRODUCT FEATURES

4" x 5" x 16"  
Made of Brass  
Cylinder Shade  
Wall Mounted  
Uses (2) 60W Max Type A19, E26 Base Bulbs

### CERTIFICATIONS



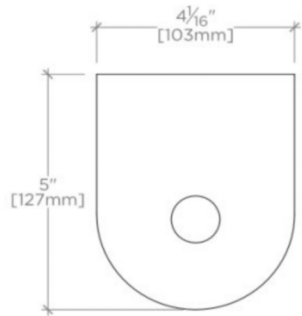
### PRODUCT (NOTES)

Uses two 60W max medium base A19 light bulbs. Do not exceed max wattage.

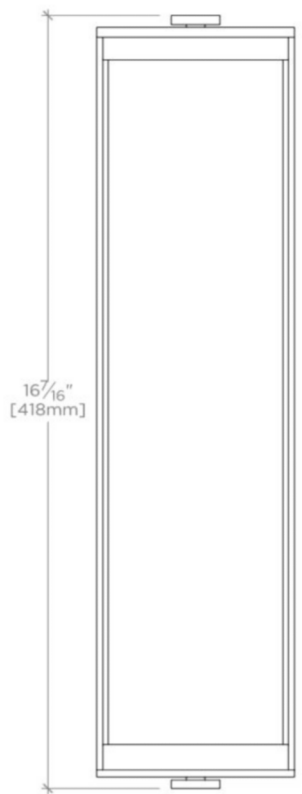
## ORIEL

## WWLT36

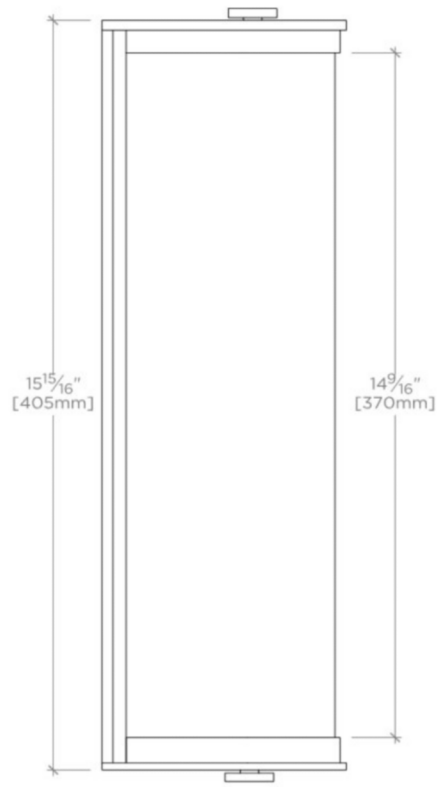
Oriel II Wall Mounted Single Arm Sconce with Glass Shade



TOP VIEW SCALE: 3"=1'-0"



FRONT VIEW SCALE: 3"=1'-0"



SIDE VIEW SCALE: 3"=1'-0"