

Quadré nella versione solo elettrica è la soluzione ideale per gli spazi abitativi, dove non sia possibile o conveniente il normale allacciamento all'impianto di riscaldamento.



Quadre, altezza 1517 mm, larghezza 530 mm, elettrico con resistenza wireless,

Caratteristiche costruttive

radiatore scaldasalviette elettrico in acciaio
collettori laterali a sezione quadrata 30x30 mm
tubi orizzontali a sezione rettangolare 25x20 mm
completo di liquido termovettore
lunghezza cavo 1200 mm, spina schuko, uscita cavo lato basso
destro

Dotazione di serie

fissaggi a muro
solo per modello versione "D", cronotermistato
programmabile Wireless

Certificazioni



Plus



Dati tecnici


Modello	Profondità (mm)	Altezza (mm)	Larghezza (mm)	Peso (kg)	Potenza Elettrica (Watt)
872 18 tubi 1 intervallo	42,0	872	530	14,00	400
1216 24 tubi 2 intervalli	42,0	1216	530	18,50	600
1517 29 tubi 3 intervalli	42,0	1517	530	22,40	700
1818 36 tubi 3 intervalli	42,0	1818	530	27,90	800

Dotazione di serie

- fissaggi a muro • solo per modello versione "D", cronotermostato programmabile Wireless


Colori e finiture

STANDARD



Bianco Standard
Cod. 01

CLASSIC




Bianco Edelweiss
Cod. 34




Avorio - RAL 1013
Cod. 02




Beige Cream
Cod. 26




Giallo - RAL 1021
Cod. 04



**Giallo Melone -
RAL 1028**
Cod. E7




Arancio - RAL 2004
Cod. 17



**Marrone Ruggine -
RAL 8004**
Cod. E1




Marrone - RAL 8017
Cod. 09




**Amaranto - RAL
3003**
Cod. 06



Rosso - RAL 3000
Cod. 05




**Rosso Fragola -
RAL 3018**
Cod. Y3




Rosa - RAL 3015
Cod. R2




**Lilla Bluastro - RAL
4005**
Cod. R3




**Porpora Traffico -
RAL 4006**
Cod. R6




**Verde Bosco - RAL
6005**
Cod. 19




**Verde Erba - RAL
6018**
Cod. N3




**Verde Salvia - RAL
6021**
Cod. E6



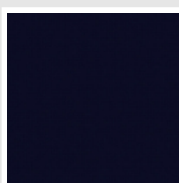
**Blu Pastello - RAL
5024**
Cod. G7



Grigio Manhattan
Cod. 03




Nero - RAL 9005
Cod. 10




Deep Blue
Cod. 2F


SPECIAL



Bianco Perla
Cod. 16



Quartz 1
Cod. 1C




Sablé
Cod. Y4




Quartz 2
Cod. 2C




Sunstone
Cod. 2D



Bruno Tabacco
Cod. 1B



Flame Red
Cod. 7D



Purple Blue
Cod. 1D



Azurite 3
Cod. 6C

Grigio Medio
Cod. 4D

**Grigio Titanio
Metallizzato - RAL
9023**
Cod. L3


Grigio Perla
Cod. L6

Nero Grafite
Cod. 18

Grigio Quarzo
Cod. 31

Nero Satinato
Cod. 30

Bianco Opaco
Cod. J8



Nero Opaco
Cod. K1

Agave
Cod. 9N

Blu Baltico
Cod. 1P


Ghiaccio
Cod. 3P

**Blu Colomba
Opaco - RAL 5014**
Cod. 4P

**Grigio Chiaro
Opaco**
Cod. 8N

**Grigio Cenere - Ral
7021**
Cod. G1

Grigio Martellato
Cod. 32



Rame Martellato
Cod. J4

RAL



Altri colori RAL (previa fattibilità)
Cod. ALTRIRAL

I colori rappresentati in questa cartella non sono da considerarsi impegnativi. I diversi processi tecnologici di verniciatura ed i materiali utilizzati per la realizzazione possono non avere una perfetta corrispondenza cromatica con il prodotto consegnato. L'azienda Irsap si riserva la facoltà di apportare in qualsiasi momento tutte le modifiche necessarie per il miglioramento del prodotto.