


## PINNACLE

Pinnacle 17" Appliance Pull

PAHW17



SHOWN IN PINNACLE 17" APPLIANCE PULL | PAHW17

### TECHNICAL DETAILS

Height: 2 3/16"  
Length: 16 3/8"  
Primary Material: Brass

### INSPIRATION

Pinnacle is a simple bar pull with a sophisticated sense of style and refinement. The structured design mixed with bold scale make it very adaptable.

### PRODUCT FEATURES

- Solid Brass
- Machined
- Includes fixing screws



### PRODUCT (NOTES)

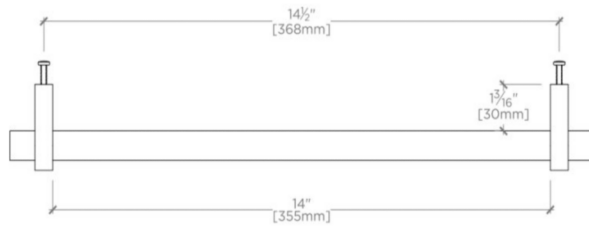
Replacement Screws available

## PINNACLE

Pinnacle 17" Appliance Pull

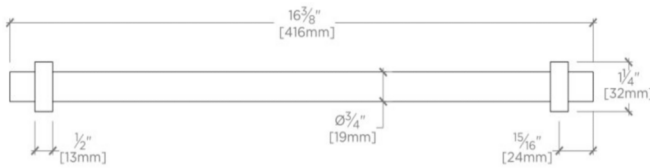
PAHW17

MOUNTING HARDWARE INCLUDED		
STYLE #	DESCRIPTION	QTY
998771	Service Parts M4x50Mild Steel Pozzi/Slot Washer Head Break Off Screw	4



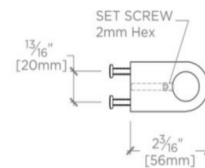
TOP VIEW

SCALE: 3"=1'-0"



FRONT VIEW

SCALE: 3"=1'-0"



SIDE VIEW

SCALE: 3"=1'-0"