



Memoirs® Classic Comfort Height®

two-piece elongated 1.28 gpf toilet
K-6999

Features

- Two-piece toilet.
- Elongated bowl offers added room and comfort.
- Comfort Height® feature offers chair-height seating that makes sitting down and standing up easier for most adults.
- 1.28 gpf (4.8 lpf).
- Concealed trapway and Clean Caps® facilitate easier cleaning and enhanced design.
- Coordinates with other products in the Memoirs collection.
- Combination consists of the K-5626 bowl and the K-4433 tank.

Technology

- Single-flush gravity uses the force of gravity and a precision-engineered tank, bowl, and trapway to create a strong siphon during flushing.
- AquaPiston® canister allows water to flow into the bowl from all sides (360 degrees), increasing the power and effectiveness of the flush.
- Flush valve's 3:2 ratio harnesses the natural force of gravity and optimizes flush performance.
- Durable canister design has 90% less exposed seal material than a 3" flapper for leak-free performance.
- Light-touch canister flush requires a lower actuation force than a flapper.

Installation

- Standard 12" (305 mm) rough-in.
- Three-bolt installation.
- Seat and supply line sold separately.

Water Conservation & Rebates

- Eligible for consumer rebates in some municipalities.

Recommended Products/Accessories

K-4636 Cachet® Quiet-Close™ Elongated Toilet Seat
 K-5588 Purefresh® Elongated Toilet Seat
 K-4108 C³®-230 Elongated cleansing toilet seat
 K-9167-L Trip Lever
 K-484 Trip Lever
 1023457 Wax Ring/Hardware Kit
 1265114 Connector Hose
 K-23726 Drain treatment



ADA	CSA B651	OBC
-----	----------	-----

Codes/Standards

ASME A112.19.2/CSA B45.1
 DOE - Energy Policy Act 1992
 EPA WaterSense®
 California Energy Commission (CEC)
 ADA
 ICC/ANSI A117.1
 CSA B651
 OBC



KOHLER® Toilets and Seats Limited Warranty

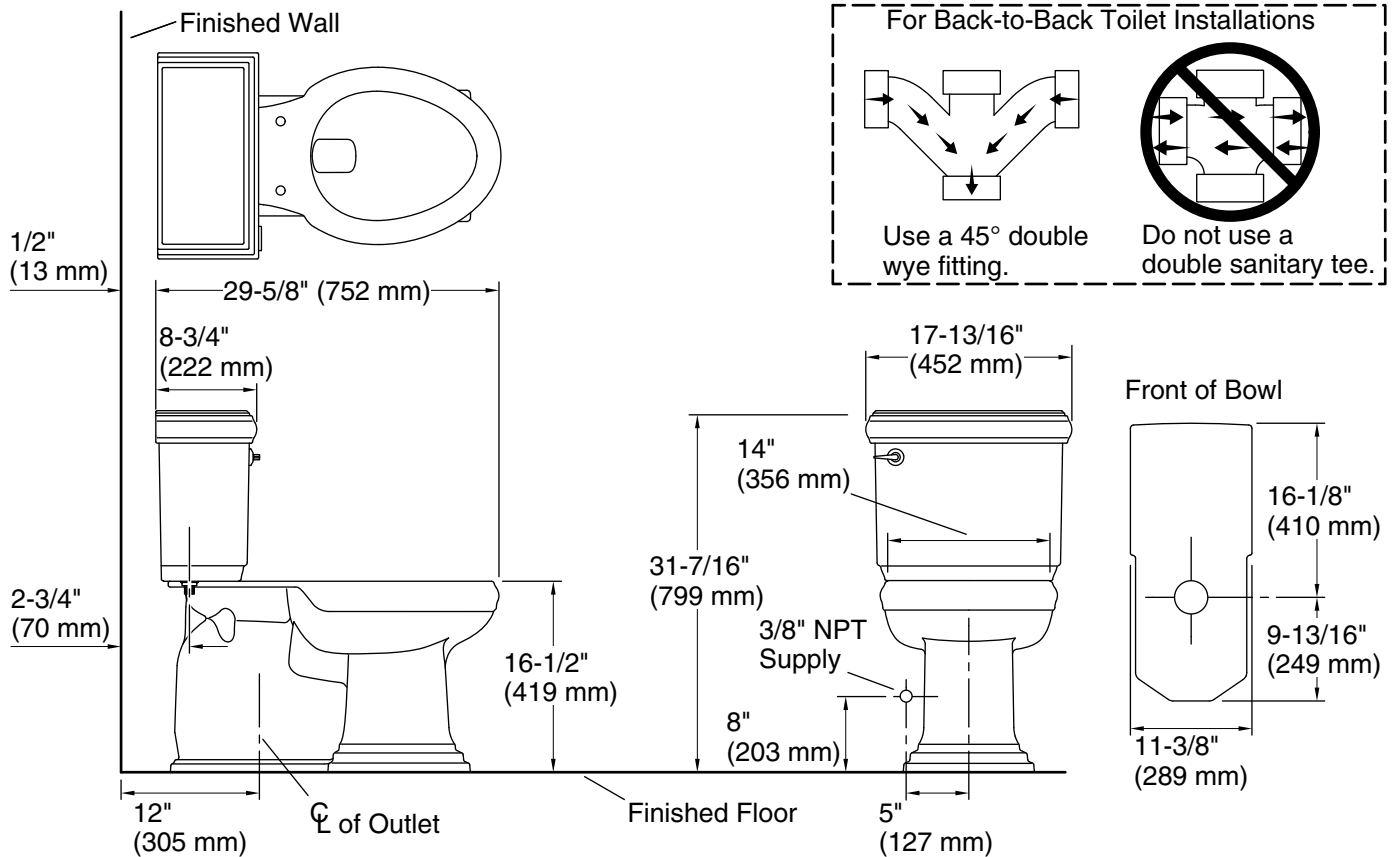
See website for detailed warranty information.

Available Colors/Finishes

Color tiles intended for reference only.

Color Code Description

	0	White
	96	Biscuit



Technical Information

All product dimensions are nominal.

Toilet type:	Two-piece, Floor-mount
Waste Outlet:	Floor
Flush type:	AquaPiston®
Trap passageway:	2-1/8" (54 mm)
Water Consumption	
Full:	1.28 gpf (4.8 lpf)
Water surface size:	11-1/8" x 8-1/2" (283 mm x 216 mm)
Rim to water surface:	5-3/8" (137 mm)
Rough-in:	12" (305 mm)

Fixture Supply Requirements

Max static pressure: 80 psi (551.6 kPa)

Notes

Install this product according to the installation instructions.

For back-to-back toilet installations: Use only a 45° double wye fitting.

ADA, OBC, CSA B651 compliant when installed to the specific requirements of these regulations.

Plumbing codes may require elongated toilets and elongated, open-front seats in public bathrooms.

Accessibility standards may require controls to be located on the open side of the toilet.