

Sink Serie 35 - 3136 850

Sinks

Code: 3136 850



DETAILS

Material	AISI 304 stainless steel
Texture	Foster brushed
Base	45 cm
Edge/Installation Type	Undermount
Dimensions	395x380 mm
Standard fittings	Fixing hooks, gasket, drain, overflow and siphon, boxed packing
Mixer holes	No standard holes
Built-in hole	View technical data sheet (for all Flush-mount / Top-mount models and Under-mount models)
Drainer	No

Width 39.5 cm

Bowl dimension 365x350mm

Number of bowls 1 bowl

Waste fitting 3,5" drain

FEATURES

Basket 3,5" waste fitting The drain is equipped with a large 3.5" drain, with the practical basket cap that prevents the discharge of solid parts. The 3.5 "drain allows the use of the Foster waste-disposer, compatible with all models.

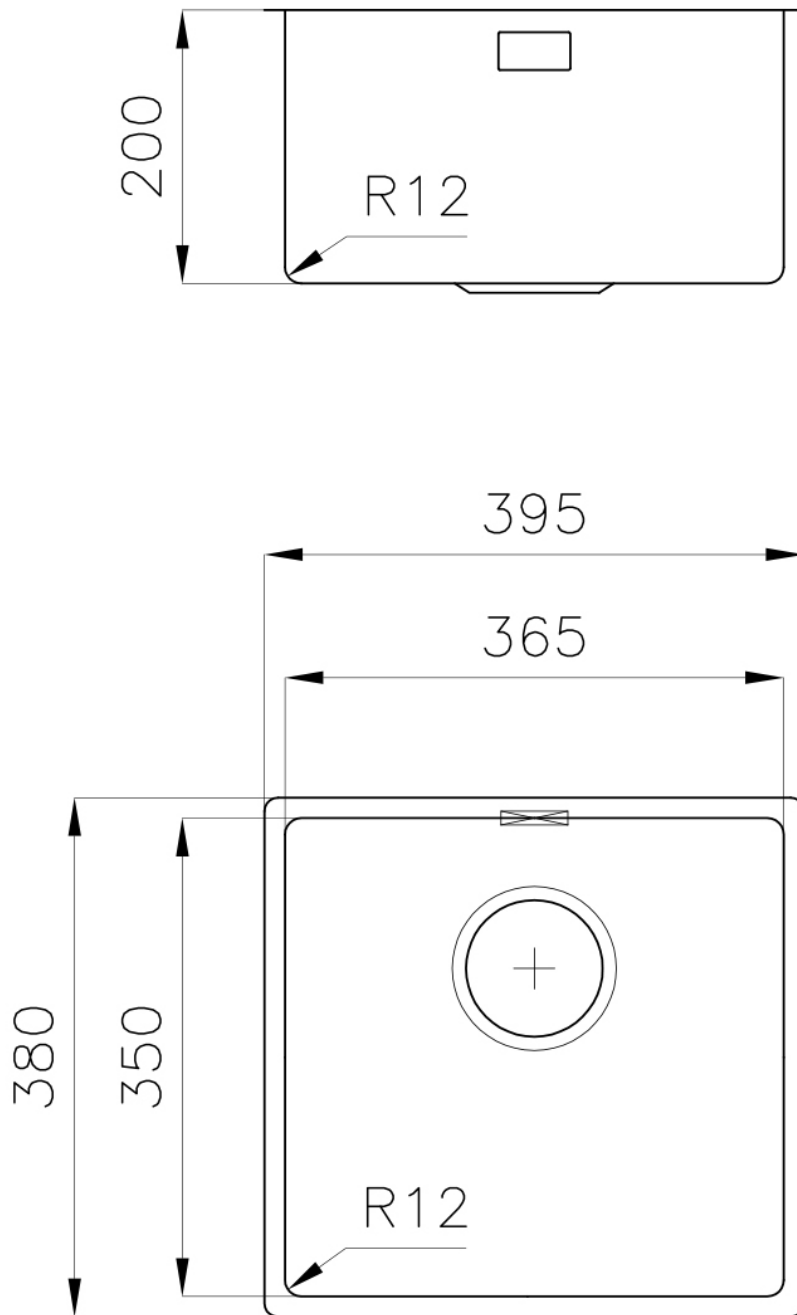
Deep bowls This bowls reach an important depth, over 20 cm, thanks to the advanced production technology, that can be offer great capieny and practicity in all the washing operations.

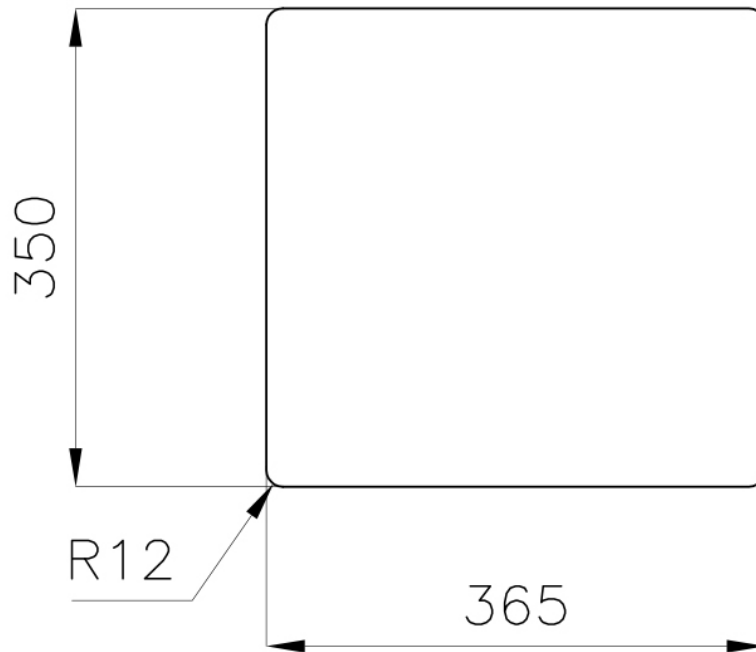
High thickness 1mm thick steel. A significant thickness, which guarantees the maximum sturdiness and durability.

Perimetral overflow The overflow is always a security on the Foster sinks that prevents the overflow of water in case of oversights. The perimeter drain solution improves aesthetics thanks to its square and essential shape.

Small radius Bowls with squared shapes with a modern design and an increased capacity, for a minimal aesthetics connected with an extreme practicity.

TECHNICAL DATA



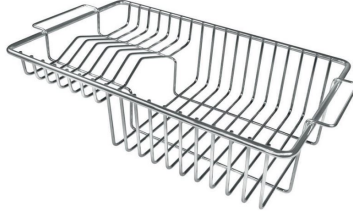


Cut out size – Dimensioni per foratura top

OPTIONAL ACCESSORIES



Chopping board 8643 117



Stainless steel plate rack 8100 305

RECOMMENDED PAIRINGS



Mixer Tap Drop 8523 000



Mixer Tap NYC 8486 000

OPTIONAL AUTOMATIC WASTE FITTINGS



Automatic waste fitting 8407 113



Space automatic waste fitting
8407 108



Space automatic waste fitting
8407 109



Space Light automatic waste
fitting 8407 117



Space Milano automatic waste
fitting 8407 115



Space Push automatic waste
fitting 8407 116