

Il Tesi Clean, evoluzione del radiatore Tesi, grazie alla sua particolare struttura ad elementi singoli distanziati, permette l'utilizzo in ambienti particolari quali case di cura, scuole e ospedali dove la pulizia dei corpi scaldanti deve essere eseguita in modo idoneo. Le principali caratteristiche di questo prodotto sono: la distanza tra un elemento e un altro che è pari a 65 mm, l'assenza di angoli o spigoli vivi, la possibilità di poterlo collegare idraulicamente con diversi allacciamenti. Tesi Clean è disponibile in tutti i colonnaggi (da 2 a 6 colonne) ed in tutte le altezze (da 300 mm a 2500 mm). Grazie alla sua particolare struttura a tubi rotondi (diametro 25 mm) ne rende il suo funzionamento ideale anche per impianti a bassa temperatura. Le rese di Tesi Clean sono state misurate secondo le norme tecniche EN 442.



Tesi Clean, 15 elementi, altezza 1800 mm, Bianco Standard

Caratteristiche costruttive

tubi in lamiera d'acciaio di diametro 25 mm

collettori in lamiera d'acciaio stampati

larghezza elementi 65 mm (passo elemento)

filettature estremità collettore sup. e inf. 1"1/4 G dx e sx

pressione di esercizio massima ammessa 8 bar

temperatura di esercizio massima ammessa 95°C

misura dell'interasse valvola Irsap pari a 41÷44 mm

misura dell'interasse detentore Irsap pari a 41÷44 mm

Certificazioni



Plus



Dati tecnici

Modello	Profondità (mm)	Altezza (mm)	Interasse (mm)	Peso (kg)	Capacità (lt)	$\Delta t=50^{\circ}\text{C}$ (kcal/h)	$\Delta t=50^{\circ}\text{C}$ (Watt)	$\Delta t=40^{\circ}\text{C}$ (Watt)	$\Delta t=30^{\circ}\text{C}$ (Watt)	$\Delta t=20^{\circ}\text{C}$ (Watt)	Esponente
TESI 2 CLEAN 300	65,0	302	235	0,58	0,53	23,7	27,6	20,8	14,5	8,7	1,263
TESI 3 CLEAN 300	101,0	302	235	0,73	0,71	31,5	36,6	27,6	19,2	11,6	1,258
TESI 4 CLEAN 300	139,0	302	235	0,96	0,89	39,6	46,0	34,6	24,0	14,3	1,273
TESI 5 CLEAN 300	177,0	302	235	1,26	0,95	48,8	56,7	42,7	29,6	17,6	1,275
TESI 6 CLEAN 300	215,0	302	235	1,48	1,13	57,9	67,3	50,7	35,2	21,1	1,268
TESI 2 CLEAN 400	65,0	402	335	0,70	0,61	31,0	36,0	27,1	18,9	11,3	1,267
TESI 3 CLEAN 400	101,0	402	335	0,91	0,83	41,5	48,2	36,3	25,2	15,1	1,266
TESI 4 CLEAN 400	139,0	402	335	1,19	1,06	51,9	60,4	45,4	31,4	18,7	1,282
TESI 5 CLEAN 400	177,0	402	335	1,55	1,16	63,9	74,3	55,8	38,6	23,0	1,281
TESI 6 CLEAN 400	215,0	402	335	1,84	1,38	75,8	88,1	66,3	46,0	27,4	1,273
TESI 2 CLEAN 500	65,0	502	435	0,82	0,69	38,1	44,3	33,4	23,1	13,8	1,271
TESI 3 CLEAN 500	101,0	502	435	1,09	0,96	51,2	59,5	44,8	31,0	18,5	1,274
TESI 4 CLEAN 500	139,0	502	435	1,43	1,22	64,2	74,7	56,0	38,7	22,9	1,290
TESI 5 CLEAN 500	177,0	502	435	1,85	1,37	78,9	91,7	68,8	47,5	28,2	1,287
TESI 6 CLEAN 500	215,0	502	435	2,19	1,63	93,5	108,7	81,8	56,6	33,7	1,277
TESI 2 CLEAN 600	65,0	602	535	0,94	0,78	45,1	52,5	39,5	27,4	16,3	1,275

TESI 3 CLEAN 600	101,0	602	535	1,26	1,08	60,9	70,8	53,2	36,8	21,9	1,282
TESI 4 CLEAN 600	139,0	602	535	1,67	1,39	76,4	88,8	66,5	45,8	27,0	1,298
TESI 5 CLEAN 600	177,0	602	535	2,15	1,58	93,6	108,8	81,5	56,2	33,3	1,293
TESI 6 CLEAN 600	215,0	602	535	2,55	1,88	110,9	129,0	96,9	67,0	39,9	1,282
TESI 2 CLEAN 750	65,0	752	685	1,12	0,90	55,6	64,7	48,6	33,6	20,0	1,281
TESI 3 CLEAN 750	101,0	752	685	1,53	1,27	75,2	87,5	65,5	45,2	26,7	1,294
TESI 4 CLEAN 750	139,0	752	685	2,02	1,64	94,3	109,7	81,9	56,2	33,0	1,310
TESI 5 CLEAN 750	177,0	752	685	2,59	1,89	115,3	134,1	100,3	69,0	40,7	1,301
TESI 6 CLEAN 750	215,0	752	685	3,08	2,25	136,7	159,0	119,3	82,3	48,8	1,288
TESI 2 CLEAN 900	65,0	902	835	1,29	1,03	66,0	76,8	57,6	39,8	23,6	1,286
TESI 3 CLEAN 900	101,0	902	835	1,80	1,46	89,4	104,0	77,7	53,4	31,4	1,306
TESI 4 CLEAN 900	139,0	902	835	2,38	1,89	112,1	130,4	97,1	66,4	38,8	1,322
TESI 5 CLEAN 900	177,0	902	835	3,03	2,20	136,8	159,1	118,8	81,5	47,9	1,310
TESI 6 CLEAN 900	215,0	902	835	3,61	2,63	162,1	188,5	141,2	97,3	57,5	1,295
TESI 2 CLEAN 1000	65,0	1002	935	1,50	1,10	73,0	84,9	63,7	43,9	26,0	1,290
TESI 3 CLEAN 1000	101,0	1002	935	2,11	1,56	98,8	114,9	85,7	58,7	34,5	1,315
TESI 4 CLEAN 1000	139,0	1002	935	2,79	2,03	123,8	144,0	107,0	73,0	42,6	1,330
TESI 5 CLEAN 1000	177,0	1002	935	3,56	2,38	151,0	175,6	130,9	89,7	52,6	1,316
TESI 6 CLEAN 1000	215,0	1002	935	4,24	2,84	178,9	208,0	155,6	107,1	63,2	1,300
TESI 2 CLEAN 1200	65,0	1202	1135	1,76	1,26	86,8	100,9	75,6	52,1	30,8	1,296
TESI 3 CLEAN 1200	101,0	1202	1135	2,50	1,81	117,5	136,6	101,8	69,8	40,9	1,316
TESI 4 CLEAN 1200	139,0	1202	1135	3,31	2,36	147,1	171,0	127,2	86,8	50,7	1,327

TESI 5 CLEAN 1200	177,0	1202	1135	4,20	2,79	179,0	208,1	155,2	106,3	62,4	1,315
TESI 6 CLEAN 1200	215,0	1202	1135	5,02	3,33	212,0	246,5	184,4	126,8	74,8	1,301
TESI 2 CLEAN 1500	65,0	1502	1435	2,15	1,51	107,6	125,1	93,5	64,3	37,9	1,303
TESI 3 CLEAN 1500	101,0	1502	1435	3,08	2,18	145,2	168,8	125,8	86,1	50,5	1,318
TESI 4 CLEAN 1500	139,0	1502	1435	4,09	2,85	181,4	210,9	157,0	107,3	62,7	1,324
TESI 5 CLEAN 1500	177,0	1502	1435	5,18	3,40	220,2	256,1	191,0	130,8	76,8	1,315
TESI 6 CLEAN 1500	215,0	1502	1435	6,18	4,07	260,8	303,3	226,8	155,9	92,0	1,302
TESI 2 CLEAN 1800	65,0	1802	1735	2,54	1,75	128,5	149,4	111,5	76,5	45,0	1,311
TESI 3 CLEAN 1800	101,0	1802	1735	3,67	2,54	172,4	200,5	149,4	102,2	59,9	1,319
TESI 4 CLEAN 1800	139,0	1802	1735	4,87	3,34	215,1	250,1	186,3	127,4	74,6	1,320
TESI 5 CLEAN 1800	177,0	1802	1735	6,15	4,01	260,7	303,1	226,1	154,9	90,9	1,314
TESI 6 CLEAN 1800	215,0	1802	1735	7,35	4,80	308,6	358,9	268,3	184,4	108,7	1,304
TESI 2 CLEAN 2000	65,0	2002	1935	2,80	1,92	142,5	165,7	123,8	85,0	50,1	1,306
TESI 3 CLEAN 2000	101,0	2002	1935	4,05	2,79	190,4	221,4	165,0	112,9	66,1	1,319
TESI 4 CLEAN 2000	139,0	2002	1935	5,39	3,66	237,2	275,8	205,5	140,6	82,3	1,320
TESI 5 CLEAN 2000	177,0	2002	1935	6,80	4,42	287,2	334,0	249,1	170,6	100,1	1,315
TESI 6 CLEAN 2000	215,0	2002	1935	8,13	5,29	340,0	395,4	295,1	202,3	118,9	1,312
TESI 2 CLEAN 2200	65,0	2202	2135	3,06	2,08	156,5	182,0	136,1	93,6	55,2	1,302
TESI 3 CLEAN 2200	101,0	2202	2135	4,44	3,03	208,3	242,2	180,5	123,5	72,4	1,318
TESI 4 CLEAN 2200	139,0	2202	2135	5,90	3,99	259,1	301,3	224,5	153,6	90,0	1,319
TESI 5 CLEAN 2200	177,0	2202	2135	7,44	4,83	313,5	364,5	271,7	186,1	109,1	1,317
TESI 6 CLEAN 2200	215,0	2202	2135	8,90	5,78	371,1	431,5	321,4	219,9	128,8	1,320

TESI 2 CLEAN 2500	65,0	2502	2435	3,45	2,32	177,8	206,8	154,9	106,8	63,1	1,295
TESI 3 CLEAN 2500	101,0	2502	2435	5,03	3,40	234,9	273,1	203,6	139,4	81,8	1,316
TESI 4 CLEAN 2500	139,0	2502	2435	6,68	4,48	291,6	339,1	252,7	172,9	101,3	1,319
TESI 5 CLEAN 2500	177,0	2502	2435	8,42	5,44	352,3	409,6	305,2	208,9	122,4	1,318
TESI 6 CLEAN 2500	215,0	2502	2435	10,07	6,52	417,0	484,9	360,2	245,6	143,1	1,332

Grazie alle elevate prestazioni dei radiatori Tesi Clean, il Δt ideale per la progettazione a bassa temperatura è 30°C

Per Δt diversi da 50°C utilizzare la formula: $Q=Q_n (\Delta t / 50)^n$

A partire dalle vendite dell'anno 2010, tutta la gamma dei radiatori TESI è garantita 10 anni.


Rese a batteria

Lunghezza (mm)	N° Elementi		302	402	502	602	752	902	1002	1202	1502	1802	2002	2202	2502
130	2	Watt = W =	55	176	217	258	318	261	230	273	250	299	331	863	970
195	3	Watt = W =	83	264	326	387	477	391	345	410	375	448	497	1294	1455
260	4	Watt = W =	110	352	435	516	536	522	460	546	500	598	663	1726	1940
325	5	Watt = W =	138	440	544	645	670	652	574	683	626	747	828	2158	2424
390	6	Watt = W =	166	529	652	774	805	782	689	820	751	896	994	2589	2909
455	7	Watt = W =	193	617	761	903	939	913	804	956	876	1046	1160	3020	3394
520	8	Watt = W =	221	705	870	1032	1073	1043	919	1093	1001	1195	1326	3452	3879
585	9	Watt = W =	248	793	978	1161	1207	1174	1034	1229	1126	1345	3559	3884	4364
650	10	Watt = W =	276	881	1087	1290	1341	1304	1149	1366	1251	1494	3954	4315	4849
715	11	Watt = W =	304	969	1196	1419	1475	1434	1264	1503	1376	1643	4349	4746	5334
780	12	Watt = W =	331	1057	1304	1548	1609	1565	1379	1639	1501	1793	4745	5178	5819
845	13	Watt = W =	359	1145	1413	1677	1743	1695	1494	1776	1626	1942	5140	3149	3550
910	14	Watt = W =	386	1233	1522	1806	1877	1826	1609	1912	1751	2092	5536	3391	3823
975	15	Watt = W =	1010	1322	1630	1935	2012	1956	1724	2049	1876	2241	5931	3633	4096
1040	16	Watt = W =	1077	1410	1739	2064	2146	2086	1838	2186	2002	2390	3542	2912	3309
1105	17	Watt = W =	1144	1498	1848	2193	2280	2217	1953	2322	2127	2540	3764	3094	3516
1170	18	Watt = W =	1211	1586	1957	2322	2414	2347	2068	2459	2252	2689	3985	3276	3722
1235	19	Watt = W =	1279	1674	2065	2451	2548	2478	2183	2595	2377	2839	4207		
1300	20	Watt = W =	1346	1762	2174	2580	2682	2608	2298	2732	2502	2988	4428		
1365	21	Watt = W =	1413	1850	2283	2709	2816	2738	2413	2119	2627	3137	3480		
1430	22	Watt = W =	1481	1938	2391	2838	2950	2869	2528	2220	2752	3287	3645		

Lunghezza (mm)	N° Elementi		302	402	502	602	752	902	1002	1202	1502	1802	2002	2202	2502
1495	23	Watt = W =	1548	2026	2500	2967	3084	2999	2643	2321	2877				
1560	24	Watt = W =	1615	2114	2609	3096	3218	3130	2758	2422	3002				
1625	25	Watt = W =	1682	2202	2718	3225	3352	3260	2872	2522	3128				
1690	26	Watt = W =	1750	2291	2826	3354	3487	3390	2987	2623	3253				
1755	27	Watt = W =	1817	2379	2935	3483	3621	3521	3102	2724					
1820	28	Watt = W =	1884	2467	3044	3612	3072	2912	3217	2825					


Colori e finiture

STANDARD



Bianco Standard
Cod. 01

CLASSIC




Bianco Edelweiss
Cod. 34




Avorio - RAL 1013
Cod. 02



Beige Cream
Cod. 26




Giallo - RAL 1021
Cod. 04



**Giallo Melone -
RAL 1028**
Cod. E7




Arancio - RAL 2004
Cod. 17



**Marrone Ruggine -
RAL 8004**
Cod. E1




Marrone - RAL 8017
Cod. 09




**Amaranto - RAL
3003**
Cod. 06



Rosso - RAL 3000
Cod. 05




**Rosso Fragola -
RAL 3018**
Cod. Y3




Rosa - RAL 3015
Cod. R2




**Lilla Bluastro - RAL
4005**
Cod. R3




**Porpora Traffico -
RAL 4006**
Cod. R6




**Verde Bosco - RAL
6005**
Cod. 19




**Verde Erba - RAL
6018**
Cod. N3




**Verde Salvia - RAL
6021**
Cod. E6




**Blu Pastello - RAL
5024**
Cod. G7



Grigio Manhattan
Cod. 03




Nero - RAL 9005
Cod. 10




Deep Blue
Cod. 2F


SPECIAL



Bianco Perla
Cod. 16



Quartz 1
Cod. 1C




Sablé
Cod. Y4




Quartz 2
Cod. 2C




Sunstone
Cod. 2D




Bruno Tabacco
Cod. 1B




Flame Red
Cod. 7D




Purple Blue
Cod. 1D




Azurite 3
Cod. 6C



Grigio Medio
Cod. 4D




**Grigio Titanio
Metallizzato - RAL
9023**
Cod. L3




Grigio Perla
Cod. L6




Nero Grafite
Cod. 18




Grigio Quarzo
Cod. 31




Nero Satinato
Cod. 30




Bianco Opaco
Cod. J8




Nero Opaco
Cod. K1




Agave
Cod. 9N




Blu Baltico
Cod. 1P




Ghiaccio
Cod. 3P




**Blu Colomba
Opaco - RAL 5014**
Cod. 4P




**Grigio Chiaro
Opaco**
Cod. 8N



**Grigio Cenere - Ral
7021**
Cod. G1




Grigio Martellato
Cod. 32



Rame Martellato
Cod. J4

FINISHES



Trattamento Loft
Cod. TR

RAL



Altri colori RAL (previa fattibilità)
Cod. ALTRIRAL

I colori rappresentati in questa cartella non sono da considerarsi impegnativi. I diversi processi tecnologici di verniciatura ed i materiali utilizzati per la realizzazione possono non avere una perfetta corrispondenza cromatica con il prodotto consegnato. L'azienda Irsap si riserva la facoltà di apportare in qualsiasi momento tutte le modifiche necessarie per il miglioramento del prodotto.