

E6D069



Collection: MALICE

Finish*:



GA - Profils chromés

Main features:



Features

- **DIMENSIONS:** 3 x 94.80 x 150 cm
- **MATERIAL:** Glass
- **FEET:** Not supplied
- **WASTE :** Not supplied
- **WEIGHT:** 22 kg
- **SHAPE:** Curved
- **STEP:** Not supplied

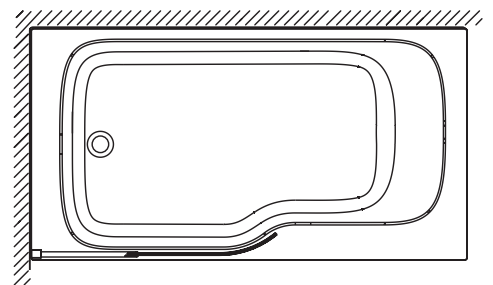
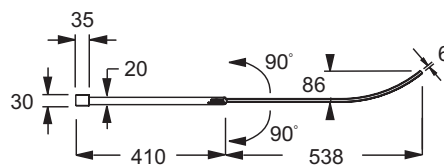
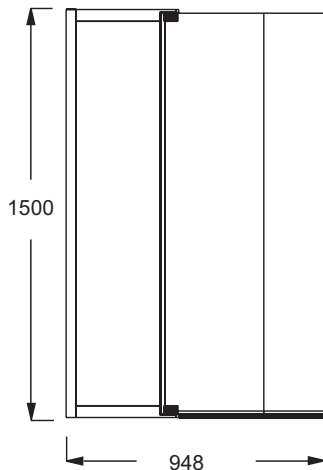
Consumer benefits

- **EASIER ACCESS:** Fixed 1st panel, curved 2nd panel swinging 100°
- **DESIGN:** Wide, curved bathscreen to avoid splashes
- **GLASS:** Clear, coated 6mm glass
- **FINISHINGS:** Chrome profiles
- **SMART:** Smart, modern storage shelving included (White, Anthracite Grey or Orange Pop)

Optional products

- CE6D065R: Shower-bath 170 x 90 cm, RH
- CE6D065L: Shower-bath 170 x 90 cm, LH
- CE6D066R: Shower-bath 160 x 85 cm, RH
- CE6D066L: Shower-bath 160 x 85 cm, LH
- E6D070: Shelf

Technical drawing



Product Specification: 2-panel bathscreen. E6D069. Collection: MALICE. DIMENSIONS: 3 x 94.80 x 150 cm. WEIGHT: 22 kg. MATERIAL: Glass. SHAPE: Curved. FEET: Not supplied. STEP: Not supplied. WASTE : Not supplied.