

REGULATOR

RG2T01

Regulator Two Way Thermostatic Diverter Valve Trim with Black Wheel Handle



SHOWN IN REGULATOR TWO WAY THERMOSTATIC DIVERTER VALVE TRIM WITH BLACK WHEEL HANDLE| RG2T01

TECHNICAL DETAILS

Control Valve Rough-in Depth Maximum: 4 3/4"
Control Valve Rough-in Depth Minimum: 3 1/8"
Escutcheon Primary Material: Brass
Fittings Hole Diameter: 2 1/2"
Handle Turn Angle: Quarter Turn Each Way
Depth / Width: 3 3/16"
Height: 3 3/4"
Length: 3 3/4"
Primary Material: Brass
Suggested Application: Bath
Water Pressure Maximum: 85.0 psi
Water Pressure Minimum: 20.0 psi
Water Pressure Recommended: 45.0 psi

INSPIRATION

A play on industrial controls from the early 1900s, when pride was lavished on parts. Translated to handcrafted, fittings project rugged beauty through powerful, detailed shapes.

PRODUCT FEATURES

Matte Black Wheel Handle

For use with a Thermostatic shower system and two waterway outlets such as a handshower, shower head, or tub spout

Stocked in Nickel, Chrome and Unlacquered Brass

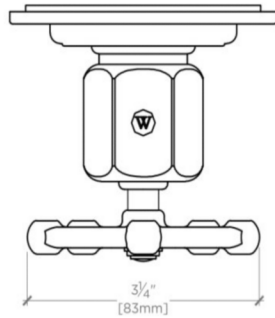
Requires valve rough GUDV14(USA) or GU14DV(UK) sold separately.



REGULATOR

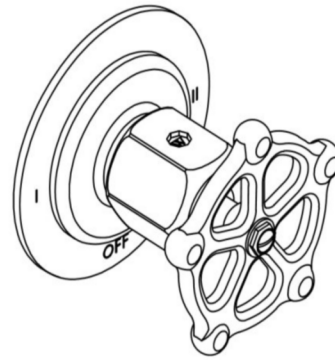
RG2T01

Regulator Two Way Thermostatic Diverter Valve Trim with Black Wheel Handle



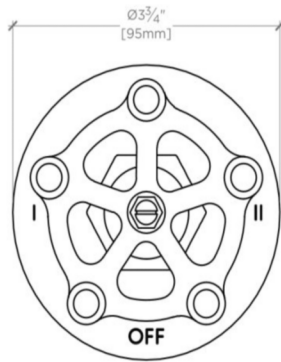
TOP VIEW

SCALE: 6"=1'-0"



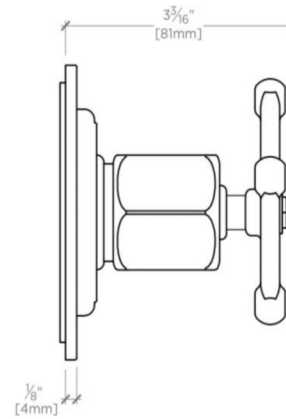
ISO VIEW

SCALE: 6"=1'-0"



FRONT VIEW

SCALE: 6"=1'-0"



SIDE VIEW

SCALE: 6"=1'-0"