
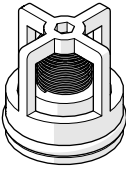



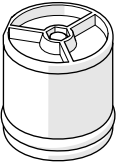

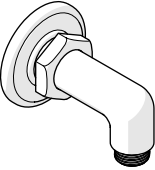
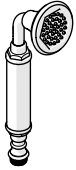
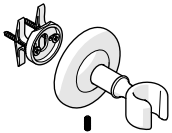


REGULATOR SERVICE PARTS

* FINISH/COLOR MUST BE SPECIFIED WHEN ORDERING
 ++ SUPPLIED AS A PAIR

	PRODUCT	DESCRIPTION
	RGHS01	Regulator Handshower on Hook with Black Handle
	RGHS02	Regulator Handshower on Hook with Metal Handle

REGULATOR SERVICE PARTS

	STYLE NUMBER	DESCRIPTION	PRODUCT SERVICED
	100344	CHECK VALVE	RGHS01
			RGHS02
	100345	MOUNTING PLATE WITH PAIR OF SCREWS AND ANCHORS FOR WALL MOUNTED FITTINGS AND ACCESSORIES	RGHS01
			RGHS02
	100350	SET SCREW, 3/32" HEX, CUP POINT, #10-24, 1/2" LENGTH	RGHS01
			RGHS02
	104230*	HANDSHOWER HOSE, 1/2", 68" LENGTH	RGHS01
			RGHS02
	535592	FLOW REGULATING CHECK VALVE	RGHS01
			RGHS02
	RGU017	BLACK HANDLE SLEEVE ONLY FOR REGULATOR HANDSHOWERS	RGHS01
	RGU018*	METAL HANDLE SLEEVE ONLY FOR REGULATOR HANDSHOWERS	RGHS02
	RGU019*	1/2" FEMALE NPT HANDSHOWER ELBOW WITH ESCUTCHEON	RGHS01
			RGHS02
	RGU020*	HANDSHOWER WITH BLACK HANDLE	RGHS01
	RGU021*	HANDSHOWER WITH METAL HANDLE	RGHS02
	RGU022*	WALL MOUNTED HOOK FOR HANDSHOWERS WITH MOUNTING HARDWARE	RGHS01
			RGHS02