

## REGULATOR

RGHS02

Regulator Handshower on Hook with Metal Handle



SHOWN IN NICKEL

### TECHNICAL DETAILS

Adjustable versus Fixed Spray: Fixed  
Escutcheon Primary Material: Brass  
Fittings Hole Diameter: 1"  
Flow Restriction Options: 2.5, 2.2, 2.0, 1.75, 1.5, 0.92  
Handshower / Spray Hose Length: 59"  
Depth / Width: 5 11/16"  
Height: 12 1/8"  
Inlet Connection Size: 1/2"  
Inlet Connection Type: Female NPT  
Length: 2 5/8"  
Primary Material: Brass  
Suggested Application: Bath  
Water Pressure Maximum: 85.0 psi  
Water Pressure Minimum: 20.0 psi  
Water Pressure Recommended: 45.0 psi

### INSPIRATION

A play on industrial controls from the early 1900s, when pride was lavished on parts. Translated to handcrafted, fittings project rugged beauty through powerful, detailed shapes.

### PRODUCT FEATURES

Features a supply elbow with separate hook to hold the handshower.

Features anti-drip technology

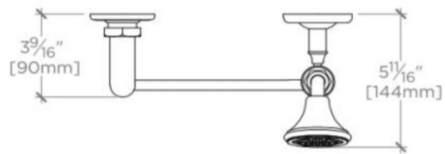
Stocked in Nickel, Chrome and Unlacquered Brass

Stocked in 2.5gpm (9.5 L/min) and 1.75gpm (6.6 L/min). State of California requires 1.75gpm (6.6 L/min) to comply with their water conservation requirements. Other flow options are available to order, contact your sales associate or call 1 (800) 899-6757 for details.

## REGULATOR

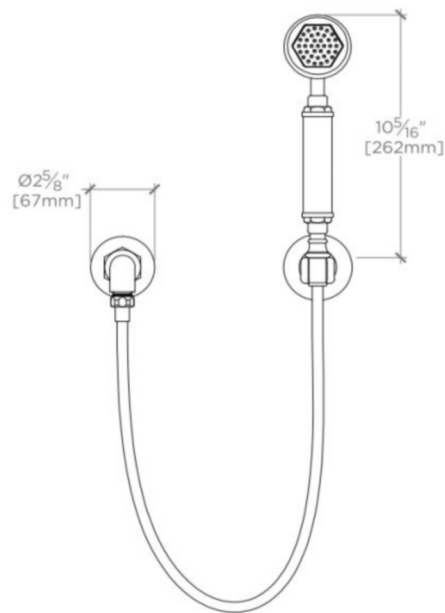
RGHS02

Regulator Handshower on Hook with Metal Handle



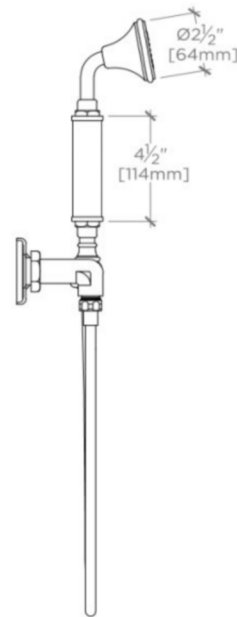
TOP VIEW

SCALE:  $1\frac{1}{2}$ "=1'-0"



FRONT VIEW

SCALE:  $1\frac{1}{2}$ "=1'-0"



SIDE VIEW

SCALE:  $1\frac{1}{2}$ "=1'-0"