



# Cimarron® Comfort Height®

two-piece round-front 1.28 gpf toilet  
**K-3888**

## Features

- Two-piece toilet.
- Round-front bowl offers an ideal solution for smaller baths and powder rooms.
- Comfort Height® feature offers chair-height seating that makes sitting down and standing up easier for most adults.
- 1.6 gallons per flush (gpf).
- 2-1/8" (54 mm) fully-glazed trapway.
- Standard left-hand Polished Chrome trip lever included.
- Combination consists of the K-4347 bowl and the K-4167 tank.
- Coordinates with other products in the Cimarron collection.
- Light-touch canister flush requires a lower actuation force than a flapper.

## Technology

- Single-flush gravity uses the force of gravity and a precision-engineered tank, bowl, and trapway to create a strong siphon during flushing.
- AquaPiston® canister allows water to flow into the bowl from all sides (360 degrees), increasing the power and effectiveness of the flush.
- Flush valve's 3:2 ratio harnesses the natural force of gravity and optimizes flush performance.
- Durable canister design has 90% less exposed seal material than a 3" flapper for leak-free performance.
- AquaPiston® canister flush valve optimizes flush performance and resists warping and deterioration.

## Installation

- Standard 12" (305 mm) rough-in.
- DryLock® System saves installation time and helps prevent water leakage.
- Seat and supply line sold separately.

## Recommended Products/Accessories

K-4639 Cachet® Quiet-Close™ Round-Front Toilet Seat  
K-5589 Purefresh® Round-Front Toilet Seat  
K-76923 Puretide™ Quiet-Close™ Round-front manual cleansing toilet seat  
K-5420 Low-Profile Bolt Caps  
K-9466-L Left-Hand Trip Lever  
K-9470-L Left-Hand Trip Lever  
1023457 Wax Ring/Hardware Kit  
1265114 Connector Hose  
K-23726 Drain treatment



## Codes/Standards








ASME A112.19.2/CSA B45.1  
DOE - Energy Policy Act 1992  
California Energy Commission (CEC)

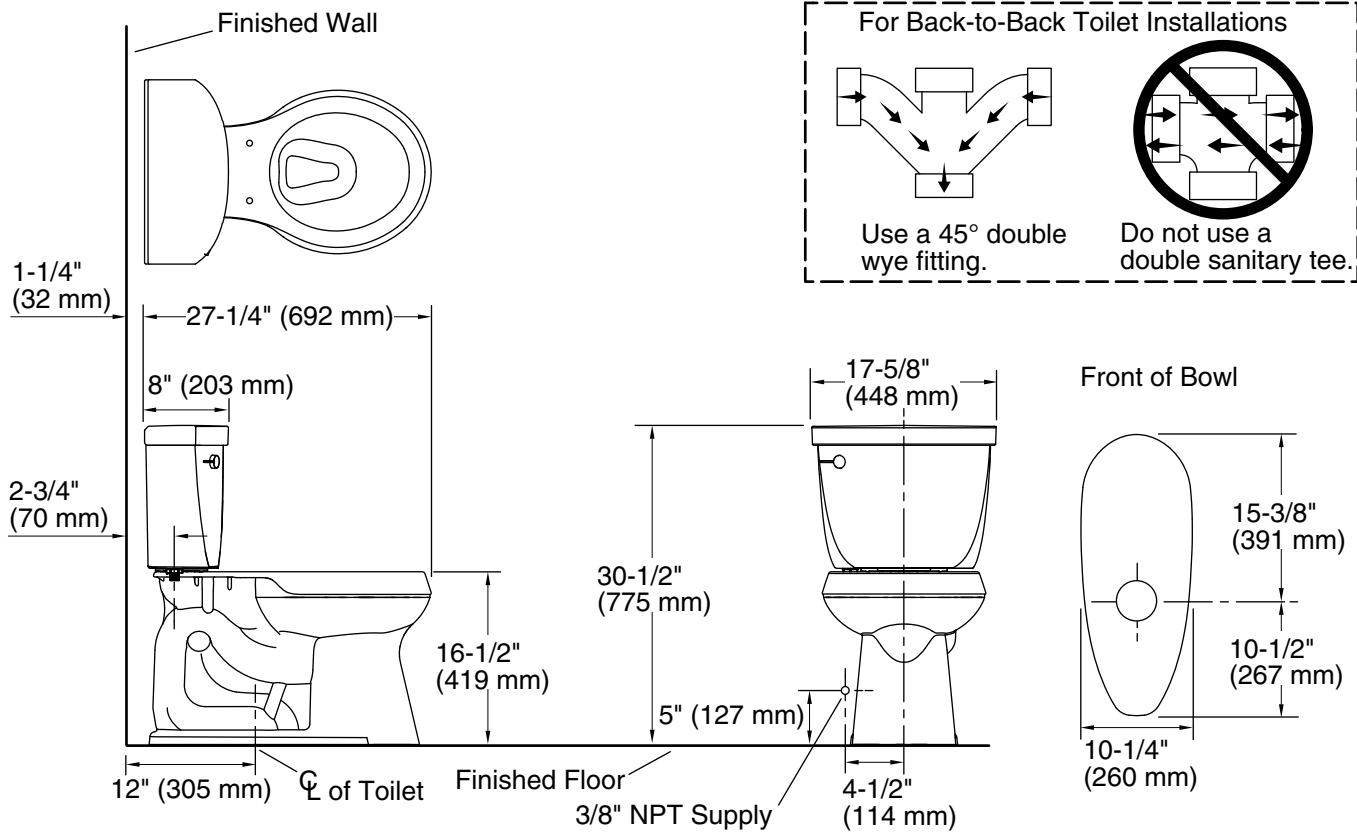
## KOHLER® Toilets and Seats Limited Warranty

See website for detailed warranty information.

## Available Colors/Finishes

*Color tiles intended for reference only.*

| Color  | Code | Description  |
|--|------|--------------|
|  | 0    | White        |
|  | 96   | Biscuit      |
|  | 47   | Almond       |
|  | NY   | Dune         |
|  | 95   | Ice™ Grey    |
|  | G9   | Sandbar      |
|  | 7    | Black Black™ |



### Technical Information

All product dimensions are nominal.

|                       |                                |
|-----------------------|--------------------------------|
| Toilet type:          | Two-piece, Floor-mount         |
| Waste Outlet:         | Floor                          |
| Bowl shape:           | Round-front                    |
| Flush type:           | AquaPiston®                    |
| Trap passageway:      | 2-1/8" (54 mm)                 |
| Water Consumption     |                                |
| Full:                 | 1.6 gpf (6 lpf)                |
| Water surface size:   | 11" x 8-3/4" (279 mm x 222 mm) |
| Rim to water surface: | 5-1/4" (133 mm)                |
| Rough-in:             | 12" (305 mm)                   |
| Seat-mounting holes:  | 5-1/2" (140 mm)                |

### Notes

Install this product according to the installation instructions.

For back-to-back toilet installations: Use only a 45° double wye fitting.