

Features

- Color-matched plastic hinges.

Material

- Molded wood.



Codes/Standards










None Applicable

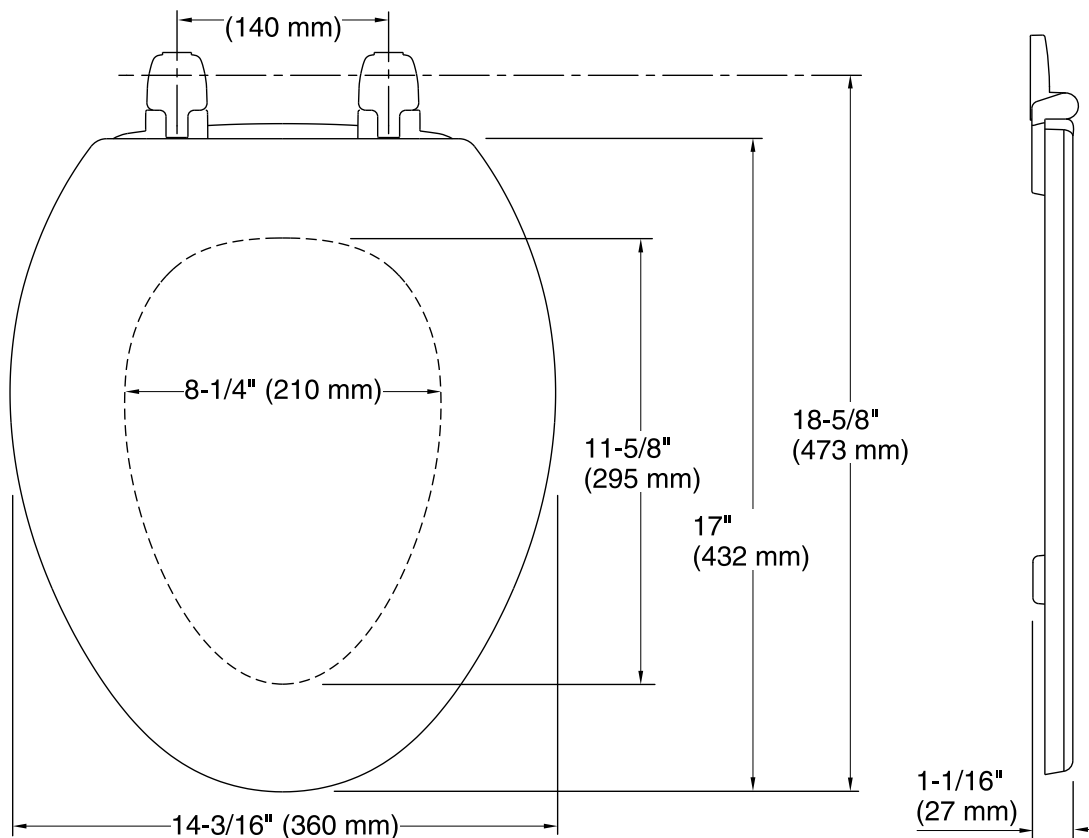
KOHLER® One-Year Limited Warranty

See website for detailed warranty information.

Available Colors/Finishes

Color tiles intended for reference only.

Color	Code	Description
	0	White
	96	Biscuit
	47	Almond
	55	Innocent Blush™
	Y2	Sunlight
	95	Ice™ Grey
	6	Skylight
	45	Wild Rose™
	71	Seafoam Green



Technical Information

All product dimensions are nominal.

Seat shape type: Elongated

Seat front type: Closed-front

Seat-mounting holes: 5-1/2" (140 mm)

Notes

Install this product according to the installation guide.