

Features

- 1.0 gpf (3.8 lpf).
- Standard left-hand trip lever included.
- Combines with the K-5297 bowl to create a complete K-5298 toilet.
- Coordinates with other products in the Wellworth collection.

Technology

- Single-flush gravity uses the force of gravity and a precision-engineered tank to create a strong siphon during flushing.
- KOHLER's canister flush valve harnesses the natural force of gravity and optimizes flushing performance.
- Class Five® flushing technology offers virtually plug-free performance and rinsing power for a clean bowl.
- Meets MaP Premium requirements for removing solid waste in a single flush. MaP Premium residential toilets must flush with no more than 4.0 litres (1.1 gallons) and demonstrate a MaP rating of at least 600 grams (21 ounces) of solid waste removed in a single flush.
- *MaP Premium residential toilets must flush with no more than 4.0 liters (1.1 gallons) and demonstrate a MaP rating of at least 600 grams (21 ounces) of solid waste removed in a single flush.

Installation

- Supply line sold separately.

Recommended Products/Accessories

K-5297 1.0 Gallon Bowl
K-23726 Drain treatment



Codes/Standards





ASME A112.19.2/CSA B45.1
California Energy Commission (CEC)

KOHLER® Toilets and Seats Limited Warranty

See website for detailed warranty information.

Available Colors/Finishes

Color tiles intended for reference only.

Color	Code	Description
	0	White
	96	Biscuit
	47	Almond
	7	Black Black™

No image available.
This product is a component and not intended to be a standalone installation.

Technical Information

All product dimensions are nominal.

Toilet type: Two-piece

Water Consumption

Full: 1 gpf (3.8 lpf)

Notes

Install this product according to the installation instructions.