



DIAMALITE™ GLASS PANELS

PRODUCT DATA

Diamalite Glass Panels are a strong, lightweight alternative to standard laminated glass panels. They are an ideal solution for elevator interiors and other applications where weight restrictions apply.

From a design standpoint, Diamalite Glass Panels are extremely versatile. They can incorporate most of our standard VividGlass patterns. They have high optical clarity. And they coordinate seamlessly with our standard LEVELe Elevator Interior panels, so can be used in cab designs with other materials (Stainless Steel, Bonded Metal, wood veneer, etc.) or LightPlane Panels.

APPLICATIONS - Diamalite Glass Panels can be specified for LEVELe Elevator Interiors or custom fabrications.

STANDARD PANEL COMPONENTS - Engineered, lightweight panel consists of ultra-thin glass over one or two interlayers and an aluminum honeycomb backer. Interlayers can incorporate many of our standard VividGlass patterns. Diamalite Glass Panels have Capture panel frames.

TECHNICAL SUPPORT & PROJECT MANAGEMENT - Because each project is unique, our knowledgeable support team is ready to help. Our technical sales, engineering, sustainability and project management professionals regularly assist our clients worldwide.

INTERLAYER OPTIONS

Diamalite Glass Panels are exclusively available with many of our VividGlass laminated glass interlayers, including those detailed below. For additional information on each VividGlass family, visit forms-surfaces.com/vividglass.

VIVICHROME	VIVISPECTRA	VIVISTONE
<p>ViviChrome Chromis is designed to bring solid color to life and create visual depth within a space. Available in standard and custom color interlayers, we are able to color match any Pantone, Benjamin Moore or Sherwin Williams color.</p>	<p>ViviSpectra Elements reinterprets natural themes sourced from wood, stone and botanicals. Designed to subtly bring the outdoors in, Elements features a continuous tone image interlayer.</p> <p>ViviSpectra Spectrum interlayers incorporate customer-supplied photos, digital files, and other continuous tone color imagery. Offering astounding creative potential, Spectrum can be used to bring a highly personalized look to any environment.</p> <p>ViviSpectra VEKTR incorporates customized interpretations of your own digital imagery, which you create using the VEKTR Digital Canvas (VDC), our interactive online design tool. The VDC allows you to use any digital image of any size to create infinitely scalable artwork that is output as two continuous tone interlayers in VEKTR glass.</p> <p>ViviSpectra Zoom incorporates Zoom Images—our growing collection of large-scale, super-high-resolution photos accessible through our Zoom Digital Darkroom. ViviSpectra Zoom features a continuous tone Zoom image interlayer.</p>	<p>ViviStone combines the beauty of real stone with the convenience of architectural glass. ViviStone options include: Abalone Onyx, Cream Onyx, Honey Onyx, Opal Onyx, Pearl Onyx and White Onyx.</p>
VIVIGRAPHIIX		
<p>ViviGraphix Graphica features precise graphic patterns that consist of one or more graphic interlayers, each with its own unique color. Standard and custom colors are available.</p>		

PANEL & COMPONENT DETAILS

DIMENSIONS	GLASS SPECIFICATIONS
<ul style="list-style-type: none"> • Maximum available panel size: 47" x 78" (1194 mm x 1981 mm) • Diamalite glass lite thickness: 0.85 mm • Finished panel thickness: 29 mm 	<ul style="list-style-type: none"> • Diamalite Glass is available with Standard finish only • Diamalite Glass cannot be incorporated into LightPlane Panels
BENEFITS	
<ul style="list-style-type: none"> • Superior strength; Diamalite glass lites are 5 times stronger than tempered clear float glass • Extremely lightweight; Diamalite glass lites weigh 70% less than standard 3 mm float glass lites of the same size • Scratch resistant: Diamalite glass is scratch resistant for increased durability in high traffic spaces • High optical clarity: Diamalite glass provides similar color and transparency to that of standard float glass • Requires minimal maintenance: with the decorative treatment inside the glass, rather than surface-applied, Diamalite glass surfaces are easy to clean 	



DIAMALITE™ GLASS PANELS

PRODUCT DATA

OPTICAL CLARITY

Most of our VividGlass interlayer patterns can be incorporated into Diamalite Glass Panels, however slight visual differences can be seen. As illustrated in the images below, colors may need to be modified to achieve the desired result, but the optical clarity of pattern and image interlayers appear more defined than with standard float glass.




ViviChrome Chromis glass, Reflect configuration, White interlayer

Diamalite Glass Panel with ViviChrome Chromis interlayer in White



ViviGraphix Graphica glass, Reflect configuration, Cairo interlayers in White

Diamalite Glass Panel with ViviGraphix Graphica Cairo interlayers in White



ViviSpectra Elements glass, Reflect configuration, Yucca interlayer

Diamalite Glass Panel with ViviSpectra Elements Yucca interlayer






DIAMALITE™ GLASS PANELS

PRODUCT DATA

ELEVATOR INTERIOR WEIGHT COMPARISON

The examples below show the weight difference between elevator interiors with standard VividGlass panels, and elevator interiors with Diamalite Glass Panels. The dimensions for the elevator weights shown are 60" x 80" x 96".

LEVELe-101	LEVELe-105	LEVELe-107
		
<p>LEVELe-101 Elevator Interior: panels in Stainless Steel with Sandstone finish, Bonded Nickel Silver with Natural Patina and Current pattern, ViviGraphix Graphica glass with Current interlayer and Standard finish.</p>	<p>LEVELe-105 Elevator Interior: panels in ViviGraphix Graphica glass with Cairo interlayer and Standard finish, ViviChrome Chromis with White interlayer and Standard finish.</p>	<p>LEVELe-107 Elevator Interior: panels in ViviChrome Chromis glass with Ice Grey interlayer and Standard finish, Stainless Steel with Satin finish and LightPlane Panels in ViviStone Opal Onyx glass with Standard finish.</p>
<p>Weight with standard VividGlass panels: 470 lbs (214 kg) Weight with Diamalite Glass Panels: 420 lbs (191 kg)</p>	<p>Weight with standard VividGlass panels: 920 lbs (418 kg) Weight with Diamalite Glass Panels: 560 lbs (254 kg)</p>	<p>Weight with standard VividGlass panels: 900 lbs (490 kg) Weight with Diamalite Glass Panels: 690 lbs (314 kg)</p>

HOW TO SPECIFY

Design Guides are available for our LEVELe Elevator Interiors to lead you through the specification process in a simple checkbox format. You can also visit the Elevator Design Studio to configure your elevator.