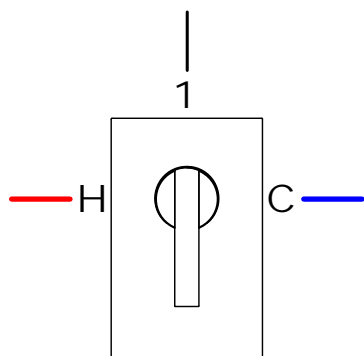
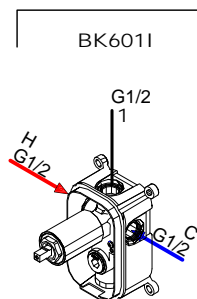


Composizione a 1 via  
1 way shower set

Art. BK6011 + BK601

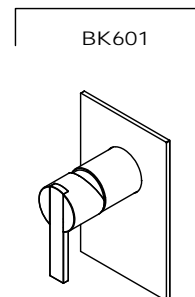


Corpo ad incasso per Art. BK601 e  
Art. BK616  
*Concealed valve for Art. BK601 and  
Art. BK616.*



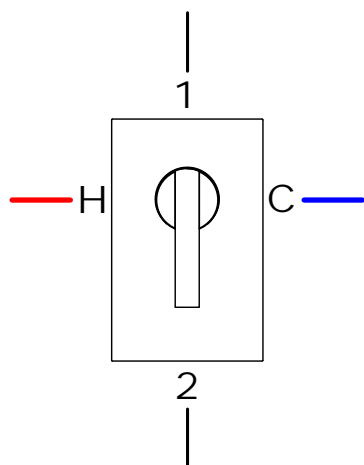
+

Monocomando da incasso  
*Encased mixer*

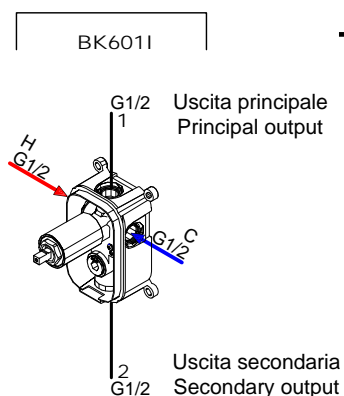


Composizione a 2 vie  
2 ways shower set

Art. BK6011 + BK616

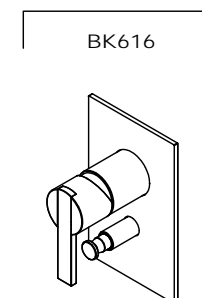


Corpo ad incasso per Art. BK601 e  
Art. BK616  
*Concealed valve for Art. BK601 and  
Art. BK616.*



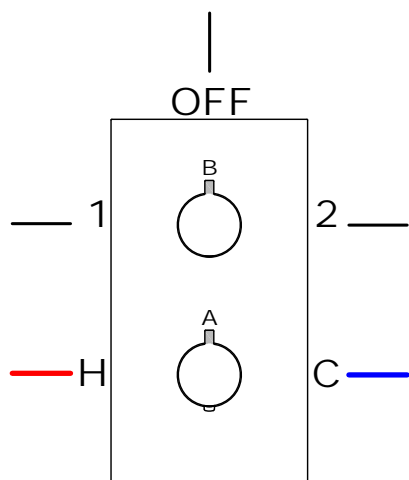
+

Monocomando da incasso parete  
con deviatore  
*Encased mixer with diverter*

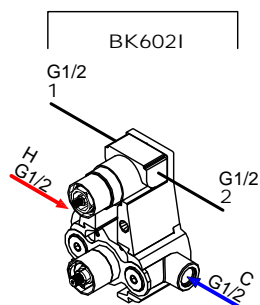


Composizione a 2 vie  
2 ways shower set

Art. BK6021 + BK602

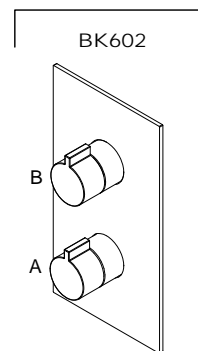


Corpo ad incasso per Art. BK602  
Concealed valve for Art. BK602



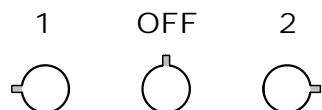
+

Gruppo doccia da incasso parete con  
miscelatore termostatico (A) e rubinetto di  
comando con deviatore a due vie (B)  
Encased mixer with thermostat (A)  
command handle with two-way diverter (E)



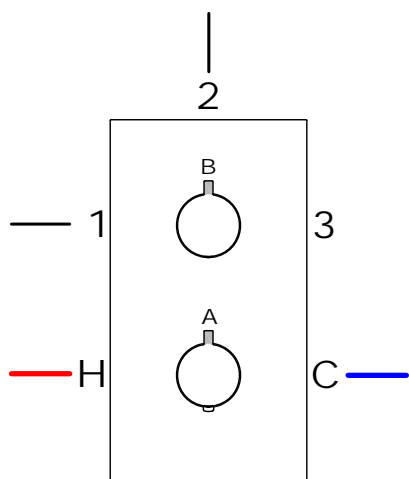
B Rotazione deviatore  
Art. BK6021

Rotation diverter  
Art. BK6021

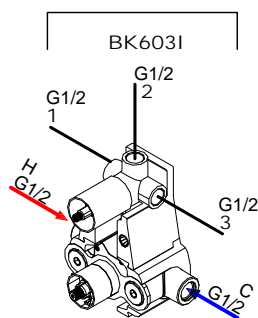


Composizione a 3 vie  
3 ways shower set

Art. BK6031 + BK603

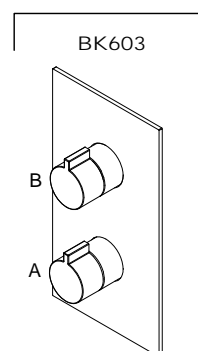


Corpo ad incasso per Art. BK603  
Concealed valve for Art. BK603



+

Gruppo doccia da incasso parete con  
miscelatore termostatico (A), rubinetto di  
comando con deviatore a tre vie (B)  
Encased mixer with thermostat (A)  
command handle and three-way diverter (B)



B Rotazione deviatore  
Art. BK6031

Rotation diverter  
Art. BK6031

