

Submitted Model No.: _____

Specific Features: _____



see what Delta can do™

PERSONAL HAND HELD SHOWERS

■ Touch-Clean® Nozzles

STANDARD SPECIFICATIONS:

- Maximum 2.5 gpm @ 80 psi, 9.5 L/min @ 550 kPa (56613)
- Maximum 1.75 gpm @ 80 psi, 6.6 L/min @ 550 kPa (54613)
- Hand held shower with three spray settings
- 60"-82" (1524 mm - 2083 mm) stretchable metal hose
- Certified dual check valves for backflow protection
- Shower Mount Bracket

WARRANTY

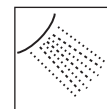
- Lifetime Faucet and Finish Limited Warranty to the original consumer purchaser to be free from defects in material and workmanship.
- 5 Year Limited Warranty for usage in all industrial, commercial and business applications.



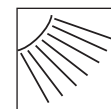
COMPLIES WITH:

- ASME A112.18.1/CSA B125.1 ♦
- EPA WaterSense®

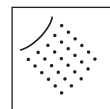
Spray Patterns



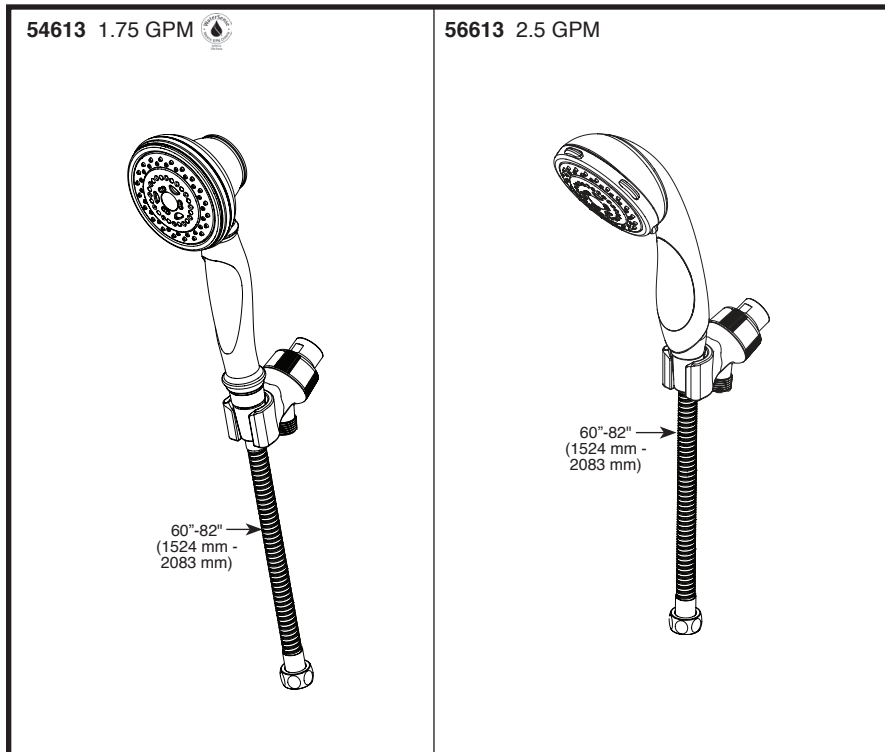
Massage Spray



Full Spray



Soft Drenching Spray



◆ Your Delta Faucet hand shower incorporates a backflow protection system that has been tested to be in compliance with ASME A112.18.3 and ASME A112.18.1/CSA B125.1. It incorporates two certified check valves in series, which operate independently and are integral, non-serviceable parts of the wand assembly.

Delta reserves the right (1) to make changes in specifications and materials, and (2) to change or discontinue models, both without notice or obligation. Dimensions are for reference only. See current full-line price book or www.deltafaucet.com for finish options and product availability.

DSP-B-54613 Rev. A

Delta Faucet Company
 55 E. 111th Street, Indianapolis, IN 46280
 350 South Edgeware Road, St. Thomas, ON N5P 4L1
 © 2017 Delta Faucet Company