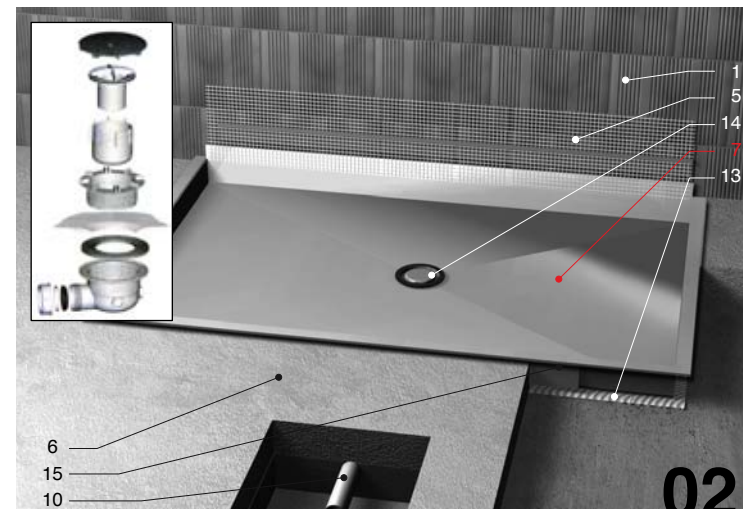




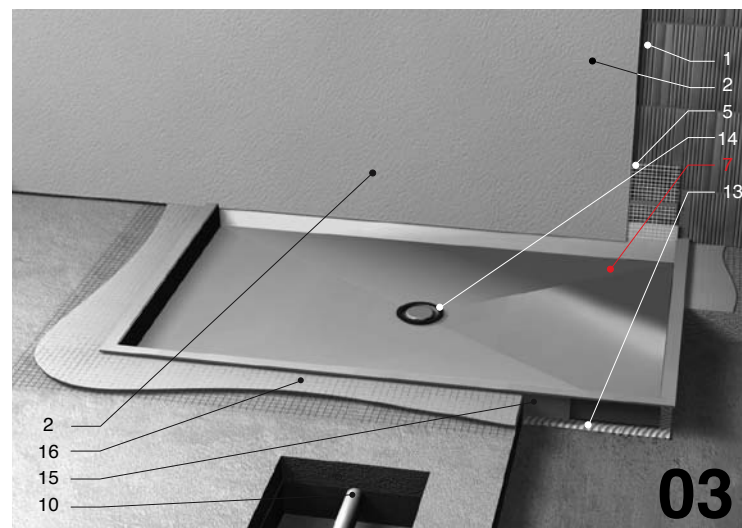
steel_acciaio

installazione ilopavimento_ floor flush basin with floor slab _ instalación a ras del suelo con bloque base / H. 70 mm

- 1_ muratura / masonry / mampostería
- 2_ intonaco / mortar / enlucido
- 3_ colla / glue / cola
- 4_ rivestimento / panelling / revestimiento
- 5_ rete di ancoraggio / anchoring mesh / red de fijación
- 6_ massetto / floor slab / bloque base
- 7_ bacino / basin / pila
- 10_ tubo di scarico / drain pipe / tubo de desagüe
- 11_ piletta sifonata (attacco a manicotto) / siphon waste (sleeve attachment) / válvula de desagüe con sifón (conexión manguito)
- 13_ colla Mapei Keralastic / Mapei Keralastic glue / cola Mapei/ Keralastic
- 14_ sifone esterno / external siphon / sifón externo
- 15_ giunto in EPE / EPE joint / junta de EPE
- 16_ impermeabilizzante Mapei Mapelastic / Mapei Mapelastic waterproofing / waterproofing Mapei Mapelastic



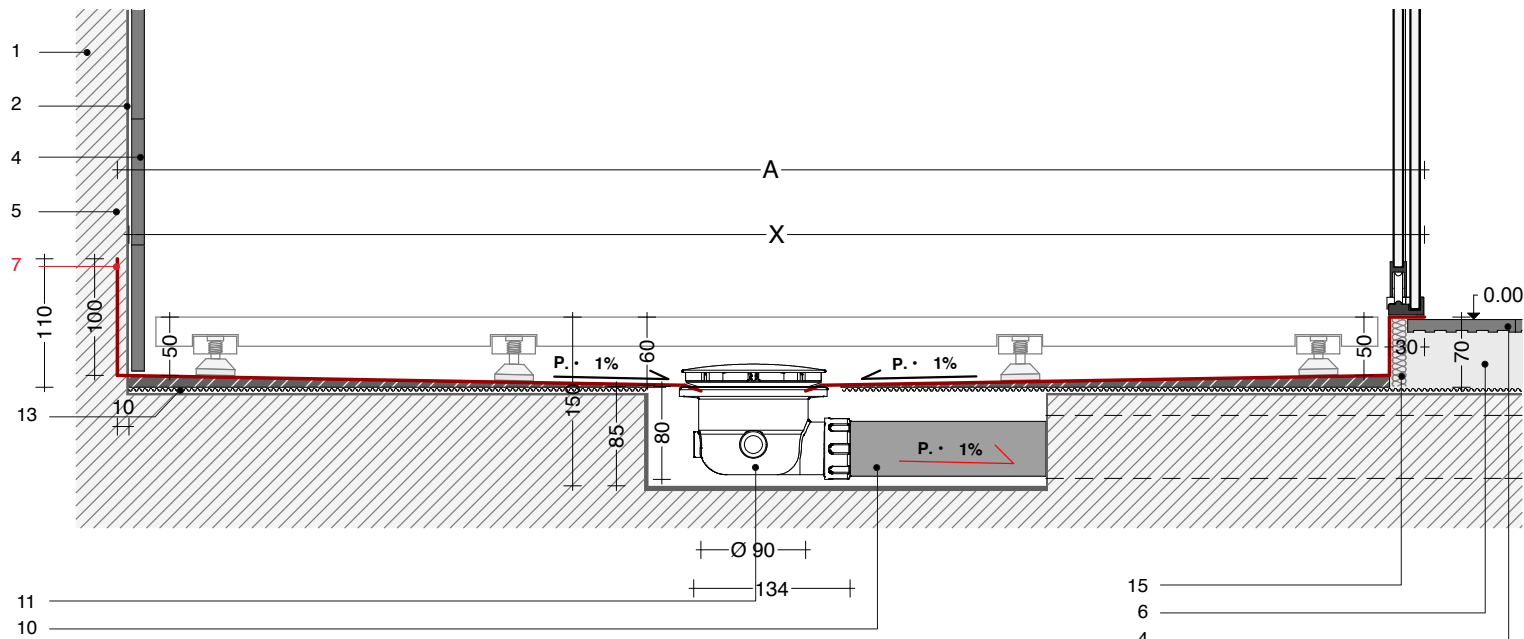
- kit:** bacino / basin / pila
piletta sifonata / siphon waste / válvula de desagüe con sifón
rete di ancoraggio / anchoring mesh / red de fijación



steel_acciaio

filopavimento _ floor flush basin _ a ras del suelo

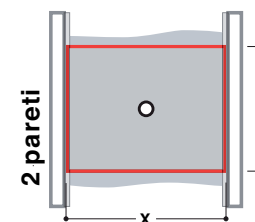
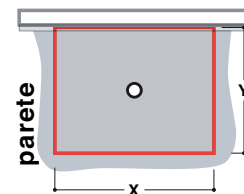
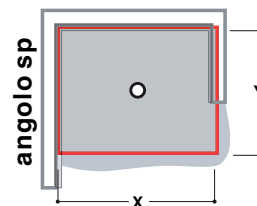
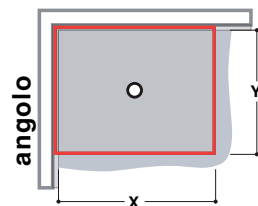
- 1_ muratura / masonry / mampostería
- 2_ intonaco / mortar / enlucido
- 3_ colla / glue / cola
- 4_ rivestimento / panelling / revestimiento
- 5_ rete di ancoraggio / anchoring mesh / red de fijación
- 6_ massetto / floor slab / bloque base
- 7_ bacino / basin / pila
- 8_ piletta sifonata "SILFRA" / adjustable funnel / embudo regulable
- 10_ tubo di scarico / drain pipe / tubo de desagüe
- 13_ colla Mapei Keralastic / Mapei Keralastic glue / cola Mapei/ Keralastic
- 15_ giunto in EPE / EPE joint / junta de EPE
- 16_ impermeabilizzante Mapei Mapelastic / Mapei Mapelastic waterproofing / impermeabilizante Mapei Mapelastic



- **A-B** MISURE PIATTO DOCCIA FINITE
- **X-Y** MISURE ESTERNE BACINO
- **contromuro**: bacino incassato sottointonaco 1cm
- **contromuro (cartongesso)**: bacino addossato 1ª lastra di cartongesso

bacino a misura / custom made basin / pila a medida

- **A-B** DIMENSIONS OF SHOWER
- **X-Y** DIMENSIONS OF BASIN
- **wall side**: basin is set 1cm into the plasterboard
- **wall side (plasterboard)**: basin attached to the first layer of plasterboard



- **A-B** MEDIDAS PLATO DE DUCHA
- **X-Y** MEDIDAS PILA
- **contramuro**: pila encastrada bajo enlucido 1cm
- **contramuro (cartón piedra)**: pila adosada 1ª lámina de cartón piedra

