

PLUVIO PST_ piatto doccia da rivestire / shower tray to be clad



Bacino termoformato in PST da rivestire a misura (al cm) fino a 210x110 cm
 Consente di realizzare piatti doccia custom in varie tipologie.
 È fornito in kit completo di piletta sifonata, alzate e rete fibrorinforzata

Pluvio is a thermoformed shower tray in PST to be clad on site, which is produced to measure (on centimeter) up to size 210x110, resulting in custom made shower trays available in several typologies.
 Pluvio is supplied with waste and siphon, steps and anchoring mesh.

SPECIFICHE TECNICHE / technical features

BACINO RETTANGOLARE
 a misura al cm da 60 x 60 a 210 x 110 cm
 altezza bacino 10 cm

RECTANGULAR BASE
 made to measure to cm from 60x60 to 210x110
 tray's height 10 cm

BACINO TONDO
 misure Ø 85 / 95 senza alzate
 altezza bacino 10 cm

ROUND BASE
 size Ø 85 / 95 without step
 tray's height 10 cm

PILETTA
 Piletta sifonata con imbuto regolabile
 Portata piletta **35 lt / min**
 Griglia inox o copriscarico inox / rivestibile

WASTE
 Waste with siphon with adjustable funnel
 Flow rate 35 lt/min
 Grid in stainless steel or rectangular drain cover in stainless steel to be clad

MATERIALE
Bacino: PST, polistirene estruso antiurto (alta resistenza meccanica)
Alzata: EPS, polistirene espanso alta densità

MATERIAL
 Tray: PST, shockproof extruded polystyrene, is characterized by high mechanical
 Steps: EPS, high density expanded polystyrene

ADATTABILITÀ
Bacino: termoformato tagliabile in altezza (max mm 50 da bordo superiore)
Alzata: adattabile a misura con strumentazione da falegnameria


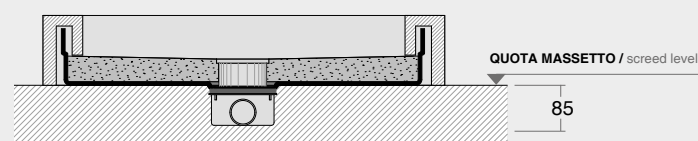
ADAPTABILITY
 The thermoformed tray can not be cut in length and in depth, but ONLY in height (max mm 50 from the external recess)
 Steps: adaptable on site with carpentry tools

RIVESTIMENTI
 PLUVIO è rivestibile con ogni tipo di materiale da rivestimento idoneo per l'ambiente doccia, comprese resine cementizie.


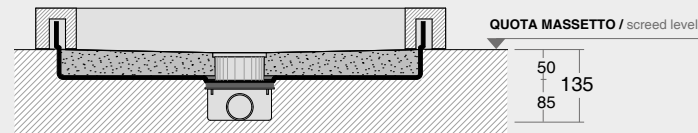
CLADDINGS
 Pluvio can be clad with any material suitable for the shower,

MODI DI INSTALLAZIONE / installation


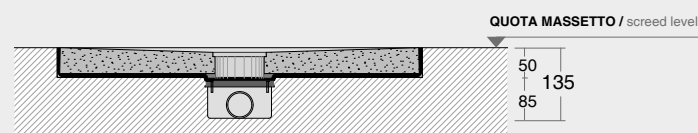
APPOGGIO h.85 mm / floor-standing



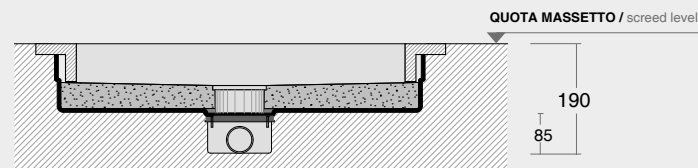
SEMINCASSO h.135 mm / half-recessed



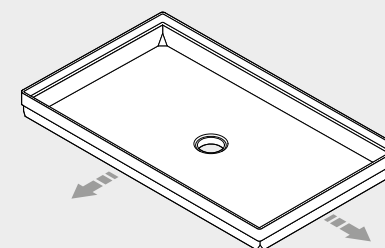
FILOPAVIMENTO h.135 mm / floor flush



RIBASSATO h.190 mm / recessed



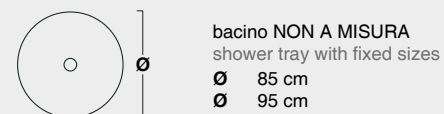
bacino PLUVIO PST / made to measure tray



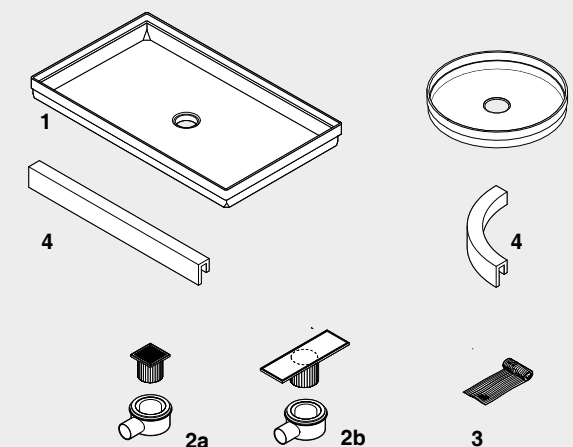
rettangolo / rectangular



tondo / round



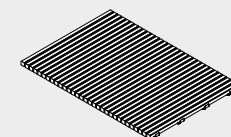
dotazione kit / shower tray kit




- | | |
|---|--|
| <ol style="list-style-type: none"> 1. bacino termoformato in PST 2a. piletta sifonata (35 lt / min) con griglia in acciaio 10 x 10 cm 2b. piletta sifonata (35 lt / min) con copriscarico in acciaio o acciaio rivestibile 30 / 60 x 10 cm 3. 3 mt di rete di ancoraggio 4. alzate | <ol style="list-style-type: none"> 1. PST thermoformed 2a. tray waste and siphon tray (35lt/min) with steel grid 10 x 10 cm 2b. waste and siphon with cover in steel or to be clad 30/60 x 10 cm 3. anchoring mesh 3 mts 4. steps |
|---|--|

pedane (opzionali) / footboard (optional)

deck
 Pedana a doghe H min 49 mm con piedini regolabili finitura Corian® / Legno TT
 DECK slatted footboard H min 49 mm with adjustable feet available in wenge / Corian® / TT wood.-



full
 in ALLUMINIO DA RIVESTIRE altezza minima 36 mm
 minimum height 36 mm in ALUMINIUM TO BE CLAD
 in CORIAN® altezza minima 44 mm
 minimum height 44 mm in CORIAN®



classic
 Pedana a doghe H 34 mm finitura teak
 wooden slatted footboard h.34mm teak finish

