

linea box angolo
corner shower encloser
cabina en ángulo
Duschkabine Encke

- anta laterale
- side sliding door
- puerta lateral
- seitliche Schiebet

sx / dx
left / right
dcha / izda
rechts / links

scheda tecnica
technical datasheet
tarjeta técnica
technisches Datenblatt

P.BAA.____.5/6 S

dati tecnici:

- su misura al centimetro / max 210x110 cm
- box in vetro temprato 10 mm / profili in alluminio satinato
- H. box 195 cm

technical specifications:

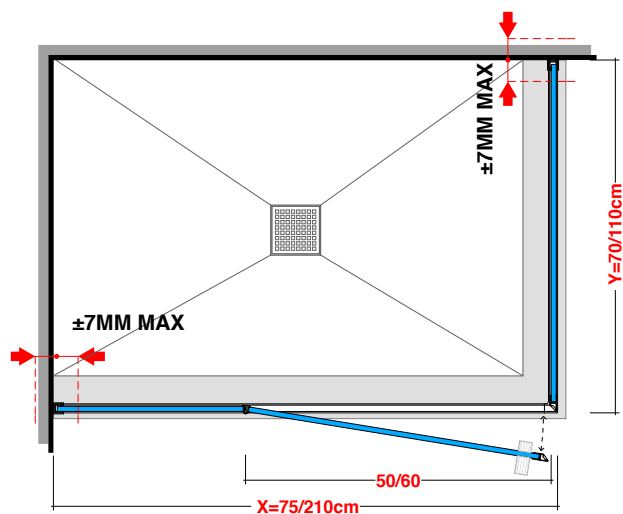
- custom-sized to the centimeter / max. 210x110 cm
- enclosure made of 10 mm thick, tempered glass
- satinated aluminium frames
- shower enclosure height 195 cm

datos técnicos:

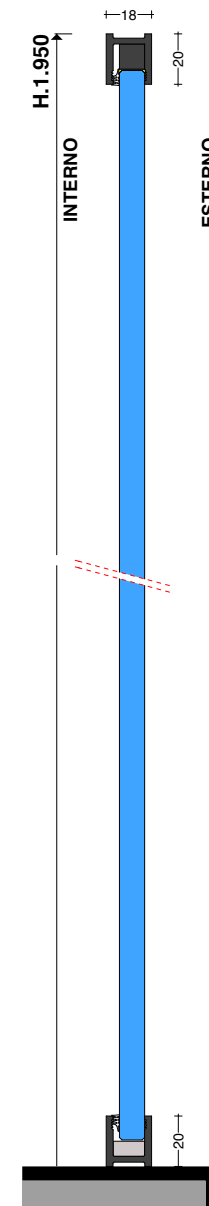
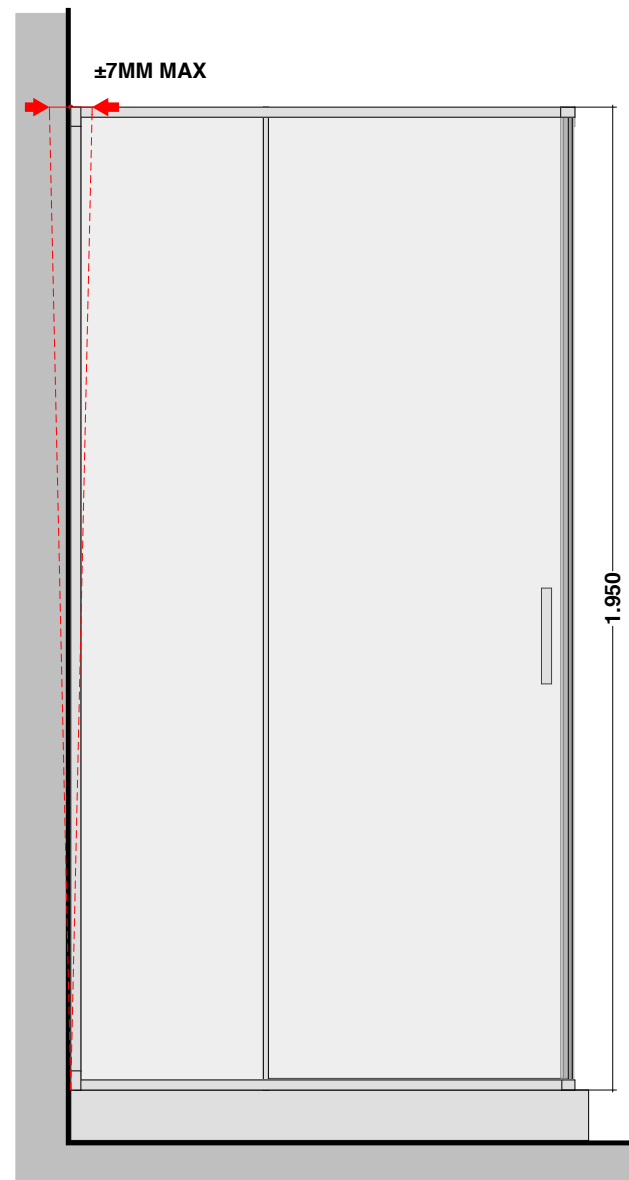
- a medida al centimetro / máx. 210x110 cm
- cabina de ducha de cristal templado 10 mm perfiles de aluminio satinado
- H. cabina de ducha 195 cm

Technische Daten:

- zentimetergenau maßangefertigt / max. 210x110 cm
- Duschkabine aus Sicherheitsglas 10 mm Profile Aluminium Satiniert
- H Duschkabine 195 cm



* compensazione a muro $\pm 7\text{ mm}$ / wall compensation $\pm 7\text{mm}$ /
compensación pared $\pm 7\text{mm}$ / Kompensation Wandungleichheiten $\pm 7\text{mm}$



linea box angolo
corner shower encloser

- anta laterale_lato corto
- lateral swing door_short side
- puerta lateral_lado corto
- seitliche Schiebet_Kurze Seite

sx / dx
left / right
dcha / izda
rechts / links

scheda tecnica
technical datasheet
tarjeta técnica
technisches Datenblatt

P.BAC.____.5/6 S

dati tecnici:

- su misura al centimetro / max 210x110 cm
- box in vetro temprato 10 mm / profili in alluminio satinato
- H. box 195 cm

technical specifications:


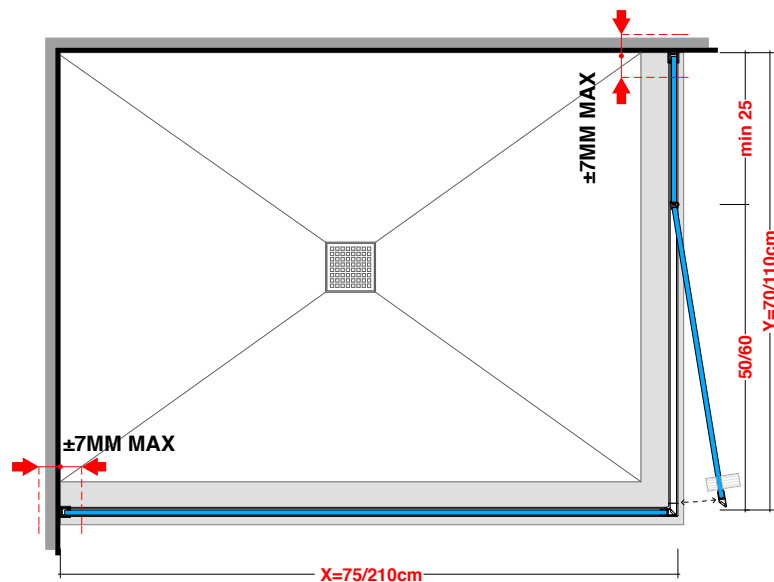
- custom-sized to the centimeter / max. 210x110 cm
- enclosure made of 10 mm thick, tempered glass
- shower enclosure height 195 cm

datos técnicos:

- a medida al centimetro / máx. 210x110 cm
- cabina de ducha de cristal templado 10 mm perfiles de aluminio satinado
- H. cabina de ducha 195 cm

Technische Daten:

- zentimetergenau maßangefertigt / max. 210x110 cm
- Duschkabine aus Sicherheitsglas 10 mm Profile Aluminium Satiniert
- H Duschkabine 195 cm



* compensazione a muro $\pm 7\text{ mm}$ / wall compensation $\pm 7\text{mm}$ /
compensación pared $\pm 7\text{mm}$ / Kompensation Wandungleichheiten $\pm 7\text{mm}$

linea box parete
wall shower encloser

- anta centrale
- central swing door
- puerta central
- mittige Schiebet

scheda tecnica
technical datasheet
tarjeta técnica
technisches Datenblatt

P.BPC.____.5/6 S

dati tecnici:

- su misura al centimetro / max 210x110 cm
- box in vetro temprato 10 mm / profili in alluminio satinato
- H. box 195 cm

technical specifications:

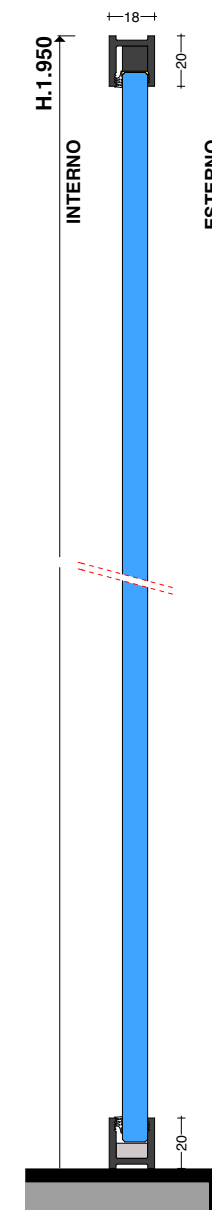

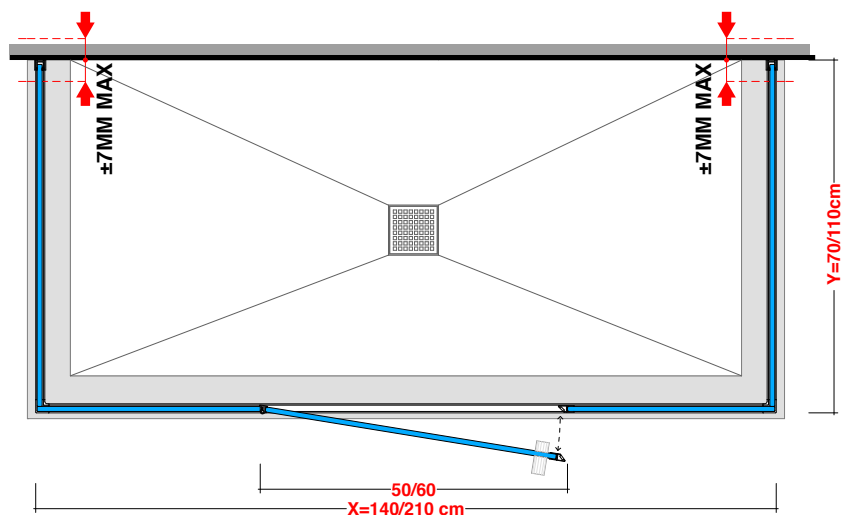
- custom-sized to the centimeter / max. 210x110 cm
- enclosure made of 10 mm thick, tempered glass
- satinated aluminium frames
- shower enclosure height 195 cm

datos técnicos:

- a medida al centimetro / máx. 210x110 cm
- cabina de ducha de cristal templado 10 mm perfiles de aluminio satinado
- H. cabina de ducha 195 cm

Technische Daten:

- zentimetergenau maßangefertigt / max. 210x110 cm
- Duschkabine aus Sicherheitsglas 10 mm Profile Aluminium Satiniert
- H Duschkabine 195 cm



* compensazione a muro $\pm 7\text{mm}$ / wall compensation $\pm 7\text{mm}$ /
compensación pared $\pm 7\text{mm}$ / Kompensation Wandungleichheiten $\pm 7\text{mm}$

linea box parete
wall shower encloser

- anta laterale
- lateral swing door
- puerta lateral
- seitliche Schiebet

sx / dx
left / right
dcha / izda
rechts / links

scheda tecnica
technical datasheet
tarjeta técnica
technisches Datenblatt

P.BPA.____.____.5/6 S

dati tecnici:

- su misura al centimetro / max 210x110 cm
- box in vetro temprato 10 mm / profili in alluminio satinato
- H. box 195 cm

technical specifications:

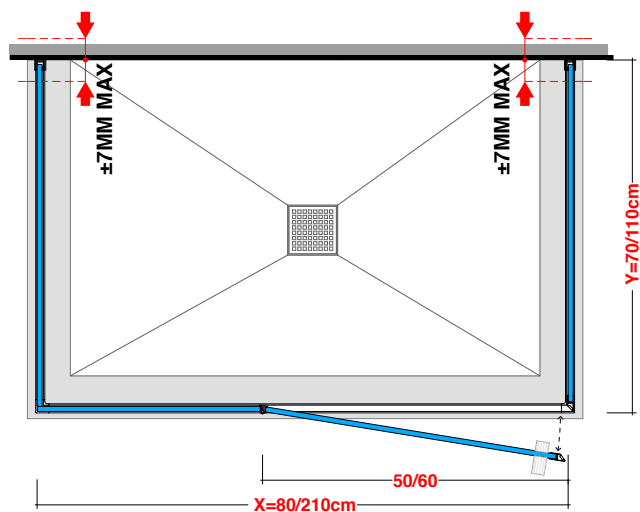
- custom-sized to the centimeter / max. 210x110 cm
- enclosure made of 10 mm thick, tempered glass
- satinated aluminium frames
- shower enclosure height 195 cm

datos técnicos:

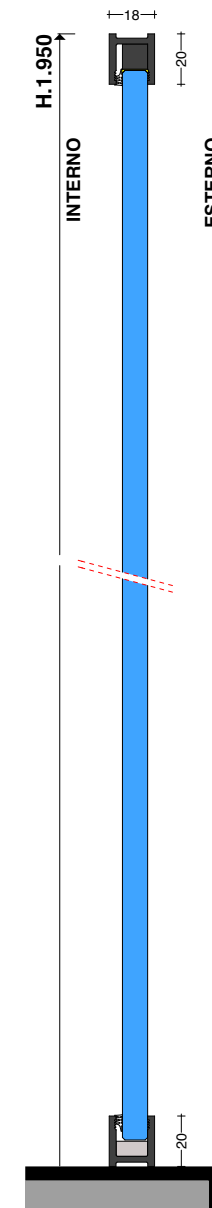

- a medida al centimetro / máx. 210x110 cm
- cabina de ducha de cristal templado 10 mm perfiles de aluminio satinado
- H. cabina de ducha 195 cm

Technische Daten:

- zentimetergenau maßangefertigt / max. 210x110 cm
- Duschkabine aus Sicherheitsglas 10 mm Profile Aluminium Satiniert
- H Duschkabine 195 cm



* compensazione a muro $\pm 7\text{ mm}$ / wall compensation $\pm 7\text{mm}$ /
compensación pared $\pm 7\text{mm}$ / Kompensation Wandungleichheiten $\pm 7\text{mm}$



linea box parete
wall shower encloser

- anta laterale_lato corto
- lateral swing door_short side
- puerta lateral_lado corto
- seitliche Schiebet_Kurze Seite

sx / dx
left / right
dcha / izda
rechts / links

scheda tecnica
technical datasheet
tarjeta técnica
technisches Datenblatt

P.BP2..._...5/6 S

dati tecnici:

- su misura al centimetro / max 210x110 cm
- box in vetro temprato 10 mm / profili in alluminio satinato
- H. box 195 cm

technical specifications:

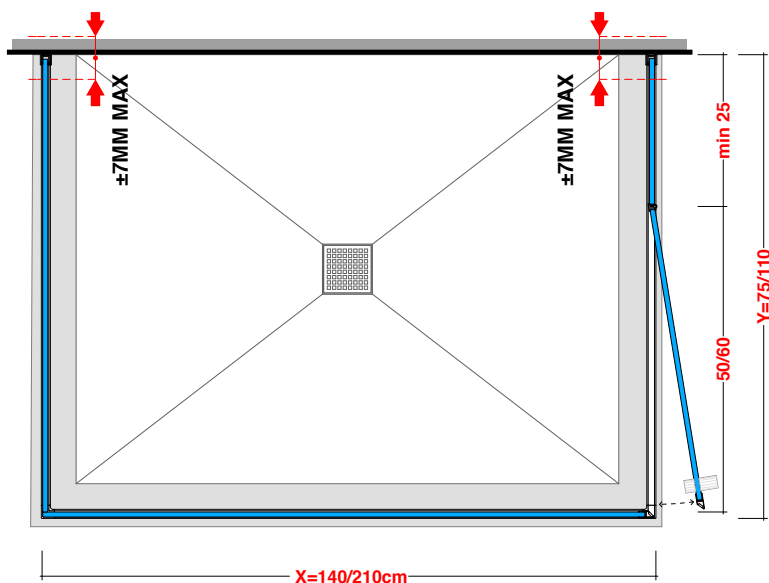
- custom-sized to the centimeter / max. 210x110 cm
- enclosure made of 10 mm thick, tempered glass
- satinated aluminium frames
- shower enclosure height 195 cm

datos técnicos:


- a medida al centimetro / máx. 210x110 cm
- cabina de ducha de cristal templado 10 mm perfiles de aluminio satinado
- H. cabina de ducha 195 cm

Technische Daten:

- zentimetergenau maßangefertigt / max. 210x110 cm
- Duschkabine aus Sicherheitsglas 10 mm Profile Aluminium Satiniert
- H Duschkabine 195 cm



* compensazione a muro $\pm 7\text{ mm}$ / wall compensation $\pm 7\text{mm}$ /
compensación pared $\pm 7\text{mm}$ / Kompensation Wandungleichheiten $\pm 7\text{mm}$



linea box nicchia
niche shower encloser

- anta centrale
- central swing door
- puerta central
- mittige Schiebet

scheda tecnica
technical datasheet
tarjeta técnica
technisches Datenblatt

P.BNC.____.5/6 S

dati tecnici:

- su misura al centimetro / max 210 cm
- larghezza minima vetro fisso lato cerniera 25 cm
- box in vetro temprato 10 mm / profili in alluminio satinato
- H. box 195 cm

technical specifications:

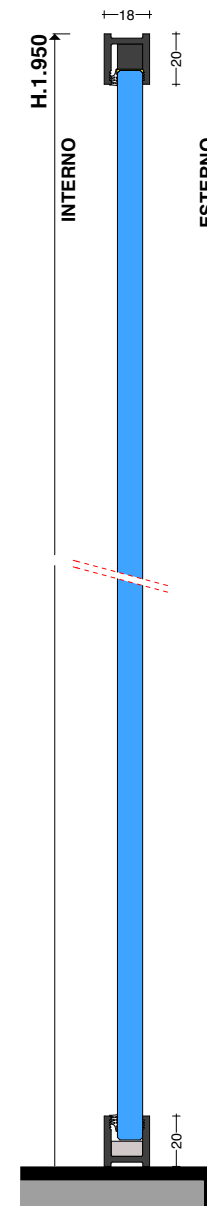
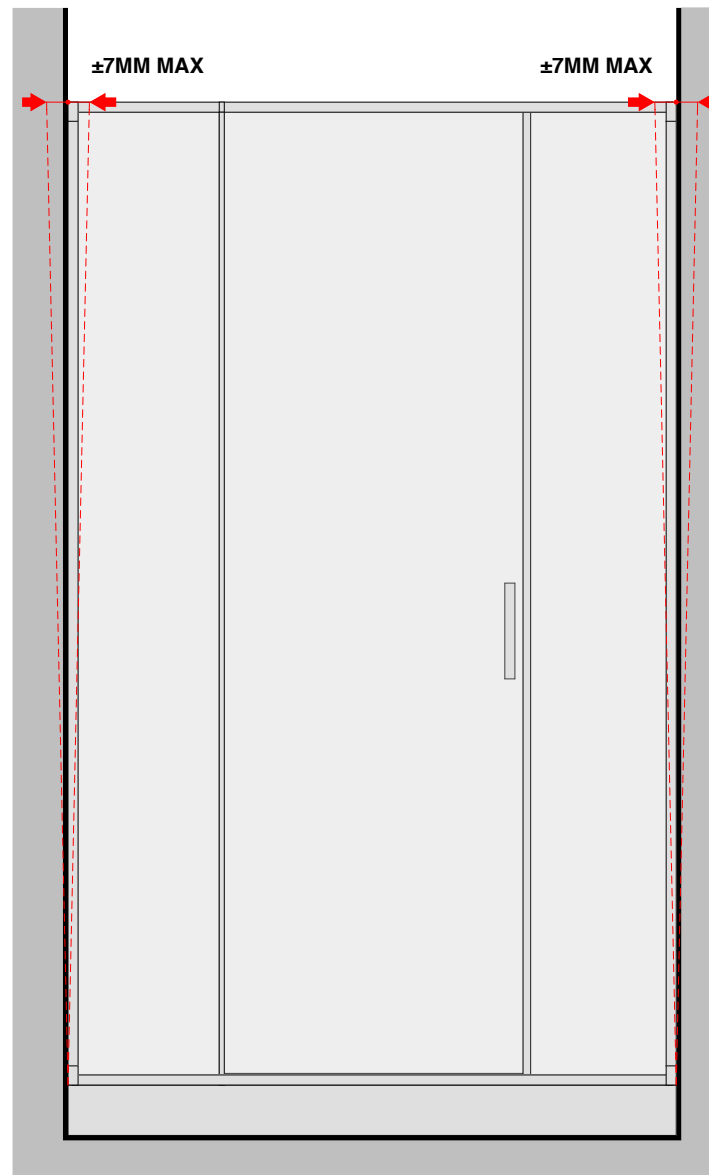
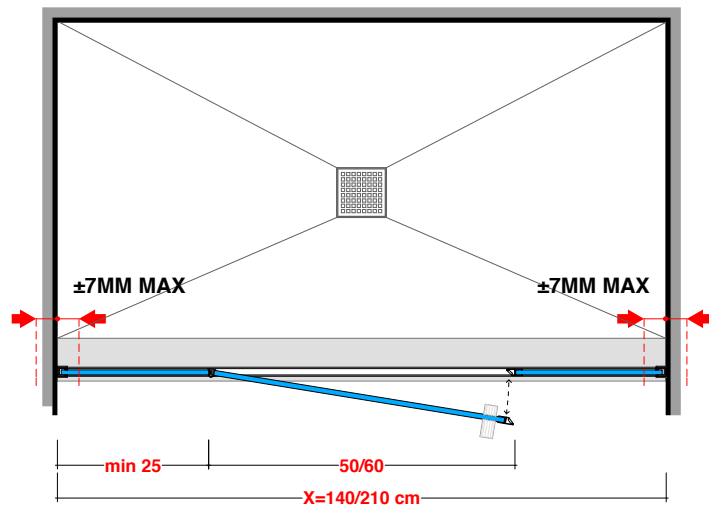
- custom-sized to the centimeter / max. 210 cm
- fixed glass hinge side width min 25 cm
- enclosure made of 10 mm thick, tempered glass
- satinated aluminium frames
- shower enclosure height 195 cm

datos técnicos:

- a medida al centimetro / máx. 210 cm
- anchura mínima de lado de la bisagra de cristal fijo
- cabina de ducha de cristal templado 10 mm perfiles de aluminio satinado
- H. cabina de ducha 195 cm

Technische Daten:

- zentimetergenau maßangefertigt / max. 210 cm
- Mindestbreite vom festem Glas Seite Scharniere 25 cm
- Duschkabine aus Sicherheitsglas 10 mm Profile Aluminium Satiniert
- H Duschkabine 195 cm



* compensazione a muro $\pm 7\text{mm}$ / wall compensation $\pm 7\text{mm}$ /
compensación pared $\pm 7\text{mm}$ / Kompensation Wandungleichheiten $\pm 7\text{mm}$

linea box nicchia
niche shower encloser

- anta laterale
- lateral swing door
- puerta lateral
- seitliche Schiebet

sx / dx
left / right
dcha / izda
rechts / links

scheda tecnica
technical datasheet
tarjeta técnica
technisches Datenblatt

P.BNA.____.5/6 S

dati tecnici:

- su misura al centimetro / max 210 cm
- box in vetro temprato 10 mm / profili in alluminio satinato
- H. box 195 cm

technical specifications:

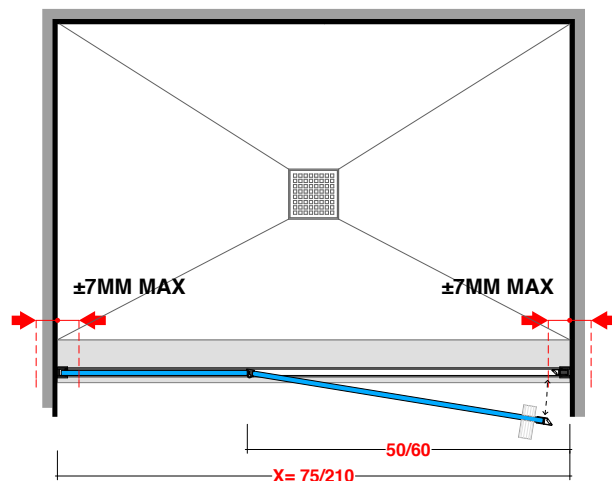
- custom-sized to the centimeter / max. 210 cm
- enclosure made of 10 mm thick, tempered glass
- shower enclosure height 195 cm

datos técnicos:

- a medida al centimetro / máx. 210 cm
- cabina de ducha de cristal templado 10 mm perfiles de aluminio satinado
- H. cabina de ducha 195 cm

Technische Daten:

- zentimetergenau maßangefertigt / max. 210 cm
- Duschkabine aus Sicherheitsglas 10 mm Profile Aluminium Satiniert
- H Duschkabine 195 cm



* compensazione a muro $\pm 7\text{ mm}$ / wall compensation $\pm 7\text{ mm}$ /
compensación pared $\pm 7\text{ mm}$ / Kompensation Wandungleichheiten $\pm 7\text{ mm}$

