


SONOMA

Sonoma 12" Leather Appliance Pull

SOHW12



SHOWN IN SONOMA 12" LEATHER APPLIANCE PULL| SOHW12

TECHNICAL DETAILS

Height: 1 1/8"
Length: 13 1/8"

INSPIRATION

Sonoma is assertive in its classic, modern style. Leather-wrapped hardware with bold brass ends, double-stitched leather details and distinctive scale create an assertive look.

PRODUCT FEATURES

Fine Italian Leather

Hand-stitched and hand-assembled in Europe

Includes per fixing: Machine Screw-POSI-Countersunk M10 X 30MM and Machine Screw-POSI-Pan Head M10 X 40MM

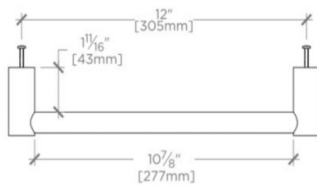


SONOMA

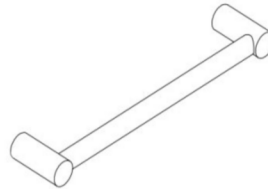
SOHW12

Sonoma 12" Leather Appliance Pull

MOUNTING HARDWARE INCLUDED		
SCREW	DESCRIPTION	QTY
M4X30mm	Pan Head Slotted Machine Screw	2
M4X40mm	Pan Head Slotted Machine Screw	2



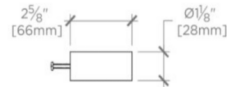
TOP VIEW SCALE: 2"=1'-0"



ISO VIEW SCALE: 2"=1'-0"



FRONT VIEW SCALE: 2"=1'-0"



SIDE VIEW SCALE: 2"=1'-0"